

macada
INNOVISION

Specialist projection screens &
projection systems

catalogus 2021

macada

INNOVISION

ELECTRIC SCREENS

COMPACT	2-3
MAJOR	4-5
OPEN ROLL	6-7
MAJOR PRO-C	8-9
MAJOR PRO-C TENSIONED	10-11
CINE PRO	12-13
GIOTTO PROFESSIONAL	14-15
GIOTTO HOME CINEMA	16-17
GIOTTO TENSIONED	18-19
RAFFAELLO PROFESSIONAL	20-21
RAFFAELLO HOME CINEMA	22-23
RAFFAELLO TENSIONED	24-25
TIZIANO PROFESSIONAL	26-27
TIZIANO HOME CINEMA	28-29
TIZIANO TENSIONED	30-31
COMPACT HOME CINEMA	32-33
COMPACT TENSIONED	34-35
MAJOR HOME CINEMA	36
MAJOR TENSIONED	37
DOUBLE FORMAT HOME CINEMA	38
DOUBLE FORMAT TENSIONED	39

FRAME SCREENS

CANALETTO ELASTIC	40
CANALETTO WRAP AROUND	41
LEONARDO	42
MODIGLIANI AND MODIGLIANI VELVET	43
FLAT ELASTIC AND FLAT PRESS	44
FLATMAX	45
FLAT ELASTIC VELVET CURVED	46
FLEXFIX	48-49
ARC WRAP AROUND	50-51

ACCESSORIES FOR SCREENS

FALSE CEILING TRIM KIT FOR COMPACT AND MAJOR	52
FALSE CEILING TRIM KIT FOR MAJOR PRO-C	53
SCREEN WINCH SYSTEM for screens up to 300 cm. of width	54
SCREEN WINCH SYSTEM for screens from 300 cm. to 450 cm. of width	55
SCREEN WINCH SYSTEM for Major Pro-C	56

MOTORIZED LIFTS

PROJECTOR LIFT SI-30	58
PROJECTOR LIFT SI-100	59
PROJECTOR LIFT SI-200	60
PROJECTOR LIFT SI-H L 40 HC	61
PROJECTOR LIFT SI-H L 50 HC	62
PROJECTOR LIFT SI-H L 100	63
PROJECTOR LIFT SI-H L 200	64
PROJECTOR LIFT SI-H L 300	65
PROJECTOR LIFT SI-H XL 300	66
PROJECTOR LIFT SI-H XL 500	67

ACCESSORIES

KIT RF REMOTE CONTROL WITH EXTERNAL RECEIVER	68
MULTICHANNEL REMOTE CONTROL WITH TWO EXTERNAL RECEIVERS	
WALL MOUNTED REMOTE CONTROL PAD	
KEY OPERATED SWITCH	
LOW VOLTAGE CONTACT INTERFACE	69
INTERFACE SWITCH 12 VOLT	
MULTIPLE CONTROL INTERFACE SET	
TRUSS MOUNTING BRACKET FOR MAJOR PRO-C AND FLATMAX	70
TRUSS MOUNTING BRACKET FOR COMPACT AND MAJOR	
FLOOR STANDS FOR FLATMAX	
WALL EXTENSION BRACKETS FOR COMPACT AND MAJOR	71
FALSE CEILING MOUNTING SET	
SLOPING CEILING BRACKETS	
FLOOR STANDS FOR FLAT ELASTIC, PRESS, CANALETTO ELASTIC	72-73
PROJECTOR ARM B-7	74
PROJECTOR ARM B-24	
PROJECTOR BRACKET T-MEDIUM	75
PROJECTOR BRACKET T-LONG	
CEILING TILE HOLDER: CT-570 - CT-660 - CT-720	76
CEILING TILE HOLDER: CT-XL946	77

PROJECTION SURFACES

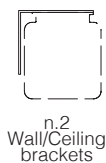

BIG CLOTHS WITH EYELETS	78
PROJECTION SURFACES	79-80-81



COMPACT is an electric screen whose features, high quality standard, silent system of fabric dragging and versatility under different projection conditions, make it the right solution for small to medium size rooms. The wide range of fabrics available satisfy almost all the various projection needs.

Available in 4:3, 1:1 and 16:10 formats or bespoke sizes.

White side covers
(optional)



n.2
Wall/Ceiling
brackets



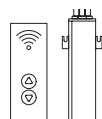
n.1
On/off
switcher

INCLUDED



False ceiling trim kit
(optional - for details see p. 52)

Compact with black borders (optional)



Kit RF Remote
control with
external
receiver



Interface
switch 12 volt



Low voltage
contact
interface



Nm 9
Rpm 26



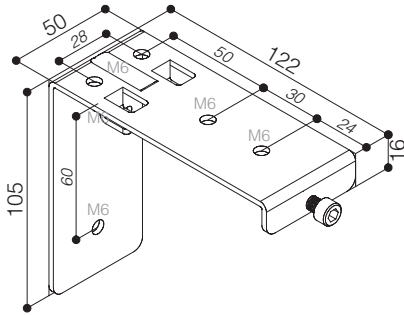
Nm 7
Rpm 18

OPTIONAL pag 62-63

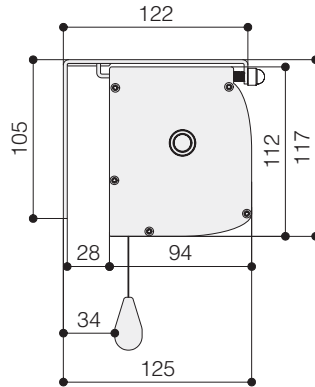
DROP OF PROJECTION CLOTH
STANDARD

FRONT DROP OF PROJECTION CLOTH
(optional)

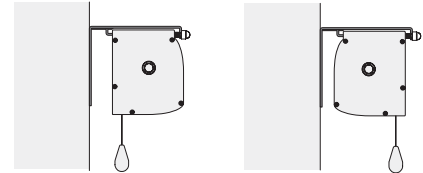
WALL-CEILING BRACKET



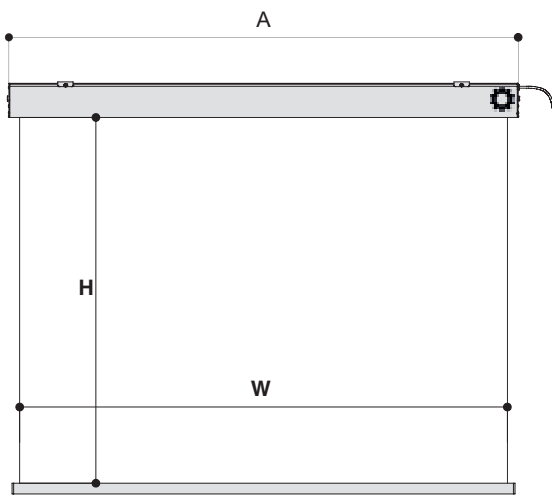
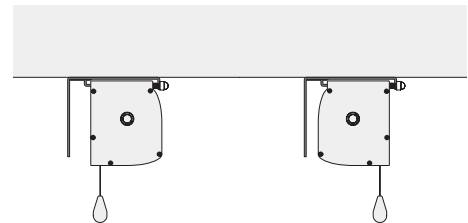
HOUSING DIMENSIONS



WALL MOUNTING



CEILING MOUNTING



TECHNICAL SPECIFICATIONS

- Silent motor system provides a smooth and quiet operation
 - Power: **6 Nm**
 - Speed: **17 rpm**
 - Power supply: **230V / 50 Hz**
 - Consumption: **137 W**
 - Certification: **IMQ**
- Totally manufactured from aluminium
- Smart design and easy to install
- Housing dimensions: 94x112 mm. (DxH)
- Housing painted with white epoxy powders (RAL 9010)
- White dowel bar: height 35 mm. - depth 20 mm.
- Two universal mounting brackets either for ceiling or for wall
- On/Off switcher included
- Power cable located at **right** side of the screen housing seen from the front
- Flame - retardant projection surfaces - classification M1, M2 and B1
- Side black borders of 5 cm. and black dowel bar *(optional)*
- Screen housing available in different colours *(optional)*

The measures in the drawings are expressed in millimetres.

DIMENSIONS measures in cm

1:1 Ratio Viewing area (WxH)	4:3 Ratio Viewing area (WxH)	16:10 Ratio Viewing area (WxH)	Overall dimensions A - C	Approx. net weight (Kg)
160 x 160	160 x 120	160 x 100	169 - 164	14
180 x 180	180 x 135	180 x 112	189 - 184	15
200 x 200	200 x 150	200 x 125	209 - 204	17
220 x 220	220 x 165	220 x 137	229 - 224	19
250 x 250	250 x 190	250 x 156	259 - 254	22
-	300 x 225	300 x 187	309 - 304	25

PROJECTION CLOTHS

Front projection surfaces	Gain	Rear projection surfaces <i>**no black borders**</i>	Gain
White	1.2	Rear Plus	1.1
Matte White	1.2	Front Rear	0.9
Microperforated	1.1		
Fibre Matte*	1.25		
Ultra HD	1.2		
Bright Contrast 3D 0.8*	0.8		
Green Screen			

*Limited in height

Warranty: 5 years on the motor - 24 months on the other components



MAJOR screen has the same features of the Compact model but guarantees high quality images on bigger dimensions.

This screen is a very good solution for projections to a large audience.

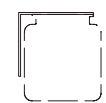
It can be equipped with different types of fabric according to customer's needs.

Available in 4:3, 1:1 and 16:10 ratios or bespoke sizes.



False ceiling trim kit
(optional - for details see p. 53)

Major with black borders *(optional)*

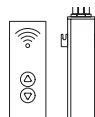


n.4
Wall/Ceiling
brackets



n.1
On/off
switcher

INCLUDED



Kit RF Remote
control with
external
receiver



Interface
switch 12 volt



Low voltage
contact
interface



Nm 9
Rpm 26



Nm 7
Rpm 18

Faster
motor

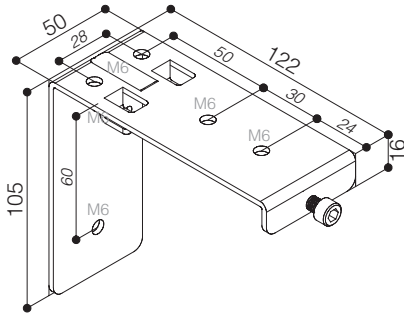
Extremely
silent
motor

OPTIONAL pag 62-63

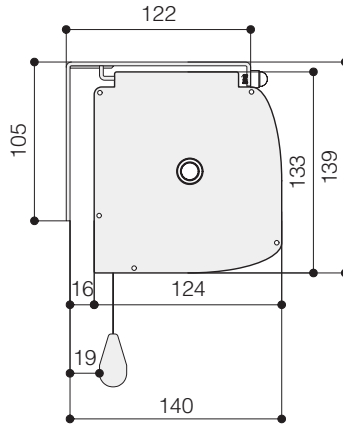
DROP OF PROJECTION CLOTH
STANDARD

FRONT DROP OF PROJECTION CLOTH
(optional)

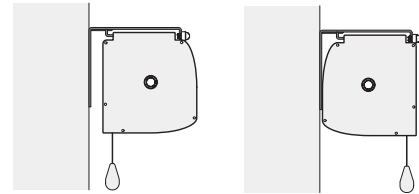
WALL-CEILING BRACKET



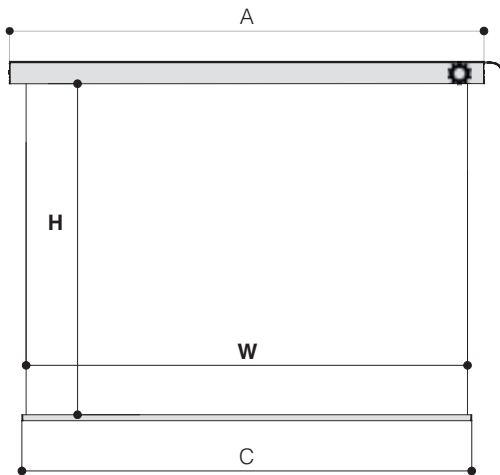
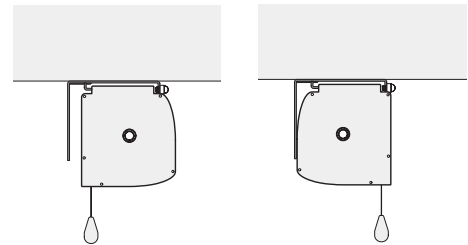
HOUSING DIMENSIONS



WALL MOUNTING



CEILING MOUNTING



TECHNICAL SPECIFICATIONS

- Silent motor system provides a smooth and quiet operation
 - Power: **10 Nm**
 - Speed: **17 rpm**
 - Power supply: **230V / 50 Hz**
 - Consumption: **156 W**
 - Certification: **IMQ**
- Totally manufactured from aluminium
- Smart design and easy to install
- Housing dimensions: 124x133 mm. (DxH)
- Housing painted with white epoxy powders (RAL 9010)
- White dowel bar: height 35 mm. - depth 20 mm.
- Four universal mounting brackets either for ceiling or for wall
- On/off switcher included
- Power cable located at **right** side of the screen housing seen from the front
- Flame - retardant projection surfaces - classification M1,M2 and B1
- Side black borders of 5 cm. and black dowel bar height 35 mm. - depth 20 mm. *(optional)*
- Screen housing available in different colours *(optional)*

The measures in the drawings are expressed in millimetres.

DIMENSIONS measures in cm

1:1 Ratio Viewing area (WxH)	4:3 Ratio Viewing area (WxH)	16:10 Ratio Viewing area (WxH)	16:9 Ratio Viewing area (WxH)	Overall dimensions A - C	Approx. net weight (Kg)
300 x 300	-	-	-	311 - 304	25
350 x 350	350 x 265	350 x 219	350 x 197	361 - 354	28
400 x 400	400 x 300	400 x 250	400 x 225	411 - 404	33
-	450 x 340	450 x 281	450 x 253	461 - 454	37

PROJECTION CLOTHS

Front projection surfaces	Gain	Rear projection surfaces <i>**no black borders**</i>	Gain
White	1.2	Rear Plus	1.1
Matte White	1.2	Front Rear	0.9
Microperforated	1.1		
Ultra HD*	1.2		
Bright Contrast 3D 0.8*	0.8		
Green Screen			

Warranty: 5 years on the motor - 24 months on the other components

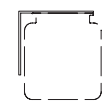



The **OPEN ROLL** model has been studied to be installed in pretty large rooms like concert halls, cinemas, auditoriums and conference rooms. Open Roll assures great success in projections thanks to its high quality standard. This screen has the particular feature to be without housing.

Available in 4:3, 16:9 and 16:10 ratios or bespoke sizes.

**MOUNTING BRACKET:
SHAFT SIDE**

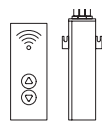
**MOUNTING BRACKET:
MOTOR SIDE**



n.2
Wall/Ceiling
brackets



n.1
On/off
switcher



Kit RF Remote
control with
external
receiver



Interface
switch 12 volt

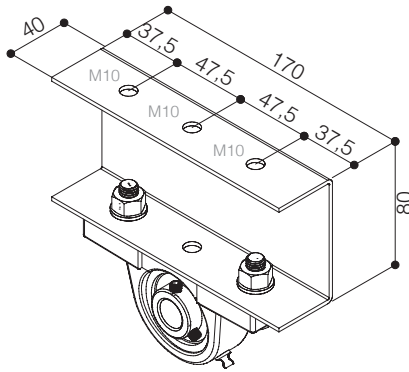


Low voltage
contact
interface

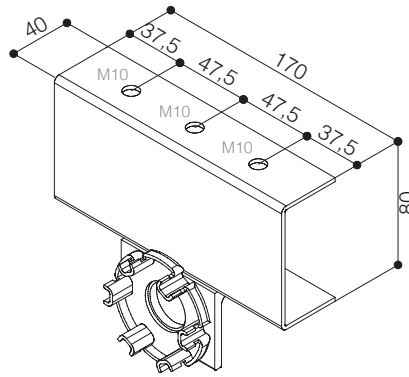
INCLUDED

OPTIONAL pag 62-63

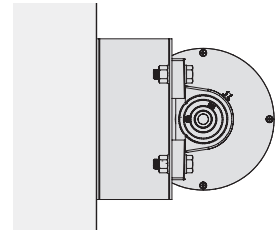
**MOUNTING BRACKET:
SHAFT SIDE (LEFT)**



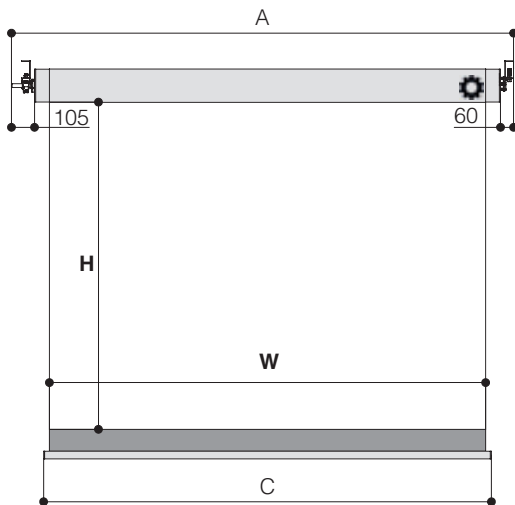
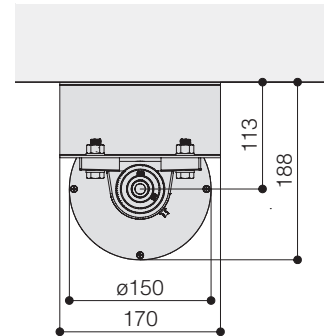
**MOUNTING BRACKET:
MOTOR SIDE (RIGHT)**



WALL MOUNTING



CEILING MOUNTING



TECHNICAL SPECIFICATIONS

- Silent motor system provides a smooth and quiet operation

- Power: **40 Nm**
- Speed: **17 rpm**
- Power supply: **230V / 50 Hz**
- Consumption: **322 W**
- Certification: **IMQ**

AVERAGE TIME OF ROLLING UP/DOWN		
H (cm)	Sec.	
375	30	
450	36	
525	42	

- Strong steel and aluminium construction
- Black dowel bar: height 35 mm. - depth 20 mm.
- Standard black bottom border of 10 cm.
- Two mounting brackets for ceiling or for wall
- On/Off switcher included
- Power cable located at **right** side of the screen, seen from the front
- Flame retardant projection surfaces - classification M1, M2 and B1
- Side black borders of 5 cm. (*optional*)

The measures in the drawings are expressed in millimetres.

DIMENSIONS measures in cm

4:3 Ratio Viewing area (WxH)	16:10 Ratio Viewing area (WxH)	16:9 Ratio Viewing area (WxH)	Overall dimensions A - C	Approx. net weight (Kg)
500 x 375	500 x 313	500 x 281	530 - 505	52
600 x 450	600 x 375	600 x 337	630 - 605	63
700 x 525	700 x 437	700 x 394	730 - 705	73

PROJECTION CLOTHS


Front projection surfaces	Gain	Rear projection surfaces <i>**no black borders**</i>	Gain
White	1.2	Rear Plus	1.1
Matte White	1.2	Front Rear	0.9
Microholes	1.0		
Green Screen			

Warranty: 5 years on the motor - 24 months on the other components



MAJOR PRO-C is a range of motorized screens suitable to cover dimensions from 500 cm. up to 700 cm. of width. These screens are mainly used in large environments like meeting rooms, universities, small theatres, hotels. Very reliable screens are supplied with a white aluminium cabinet suitable to fit different aesthetic situations.

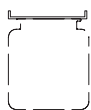
Available in 4:3, 16:9 and 16:10 ratios or bespoke sizes.



Truss mounting brackets
(optional - for details see p. 64)



False ceiling trim kit
(optional - for details see p. 49)

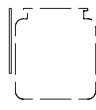


Ceiling mounting brackets

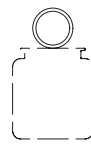


n.1 On/off switcher

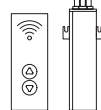
INCLUDED



Wall mounting brackets



Truss mounting brackets



Kit RF Remote control with external receiver



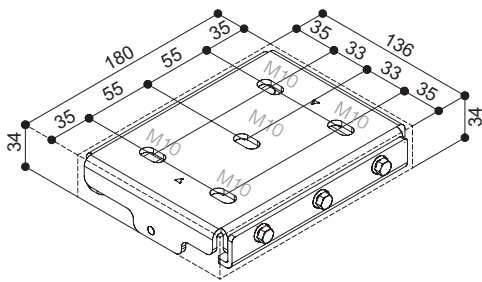
Interface switch 12 volt



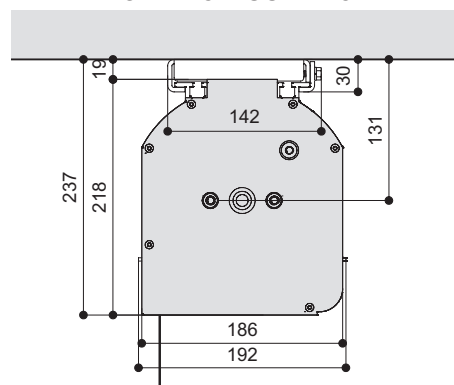
Low voltage contact interface

OPTIONAL pag 62-63

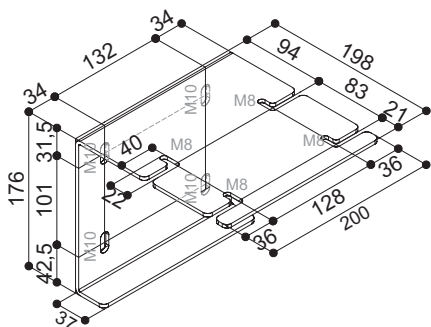
CEILING MOUNTING BRACKET



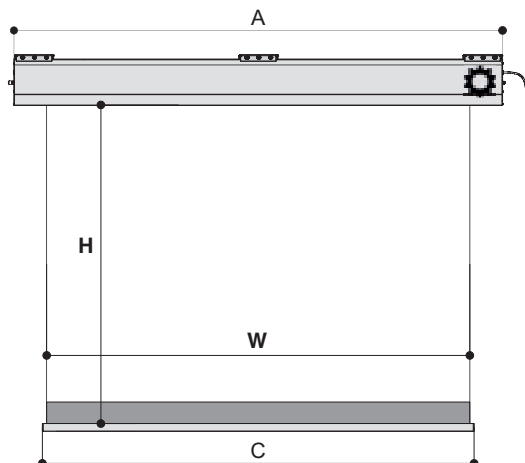
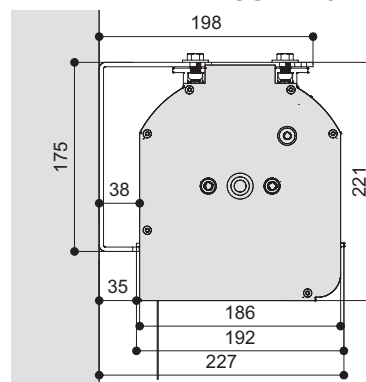
CEILING MOUNTING



WALL MOUNTING BRACKET (optional)



WALL MOUNTING



TECHNICAL SPECIFICATIONS

- Silent motor system provides a smooth and quiet operation

- Power: **40 Nm**
- Speed: **17 rpm**
- Power supply: **230V / 50 Hz**
- Consumption: **322 W**
- Certification: **IMQ**

AVERAGE TIME OF ROLLING UP/DOWN		
H (cm)	Sec.	
375	30	
450	36	
525	42	

- Strong steel and aluminium construction
- Aluminium housing with multiple fixing points, using sliding brackets for a variety of installation options
- Black dowel bar: height 35 mm. - depth 20 mm.
- Standard black bottom border of 10 cm.
- Housing painted with white epoxy powders (RAL 9010)
- Ceiling mounting brackets
 - n. 3 for Major Pro-C 500 cm. and 600 cm. of width
 - n. 4 for Major Pro-C 700 cm. of width
- On/Off switcher included
- Power cable located at **right** side of the screen housing seen from the front
- Flame retardant projection surfaces - classification M1, M2 and B1
- Side black borders of 5 cm. (optional)
- Wall mounting brackets (optional)
- Screen housing available in different colours (optional)

* Available Major Pro-C version conform to DIN 56950 (optional)

DIMENSIONS measures in cm

4:3 Ratio Viewing area (WxH)	16:10 Ratio Viewing area (WxH)	16:9 Ratio Viewing area (WxH)	Overall dimensions A - C	Approx. net weight (Kg)
500 x 375	500 x 313	500 x 281	520 - 505	89
600 x 450	600 x 375	600 x 337	620 - 605	106
700 x 525	700 x 437	700 x 394	720 - 705	124

PROJECTION CLOTHS

Front projection surfaces	Gain	Rear projection surfaces**no black borders**	Gain
White	1.2	Rear Plus	1.1
Matte White	1.2	Front Rear	0.9
Microholes	1.0		
Green Screen			


The measures in the drawings are expressed in millimetres.

Warranty: 5 years on the motor - 24 months on the other components



MAJOR PRO-C TENSIONED is a high end professional screen range whose measures go from 450 cm. up to 650 cm. of width. These motorized screens are equipped with a special tensioning system that gives a perfect flatness to the cloth. Major Pro-C Tensioned are very reliable products, supplied with a white aluminium cabinet suitable to fit various aesthetic applications.

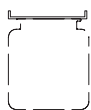
Available in 4:3, 16:9 and 16:10 ratios or bespoke sizes.



Truss mounting brackets
(optional - for details see p. 64)



False ceiling trim kit
(optional - for details see p. 49)

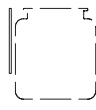


Ceiling mounting brackets

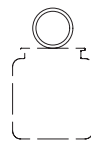


n.1 On/off switcher

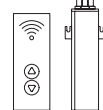
INCLUDED



Wall mounting brackets



Truss mounting brackets



Kit RF Remote control with external receiver



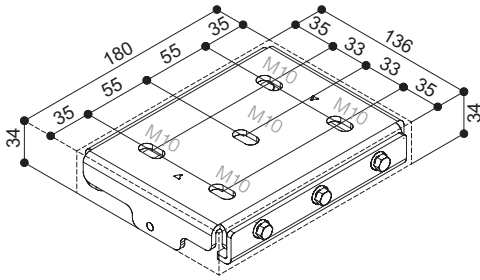
Interface switch 12 volt



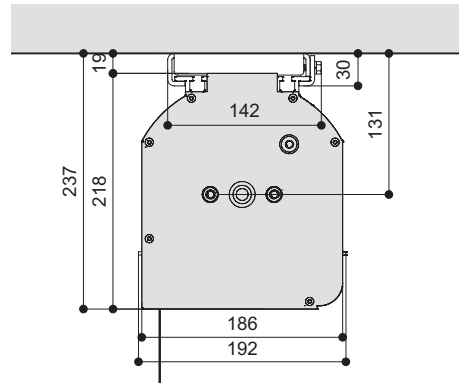
Low voltage contact interface

OPTIONAL pag 62-63

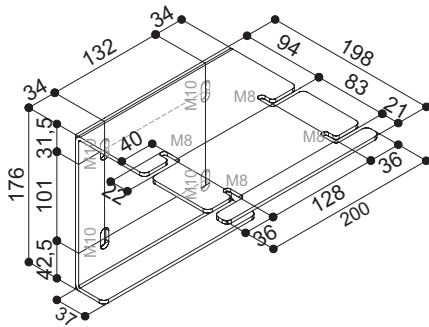
CEILING MOUNTING BRACKET



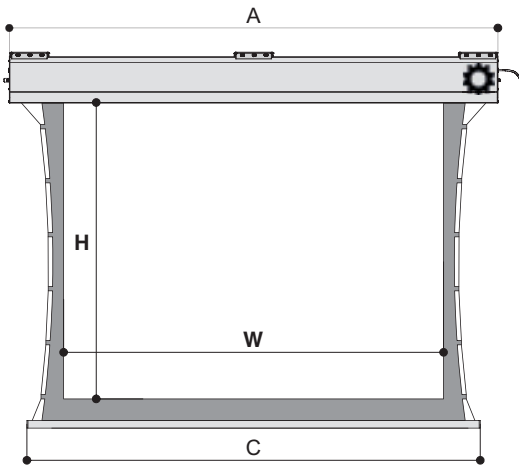
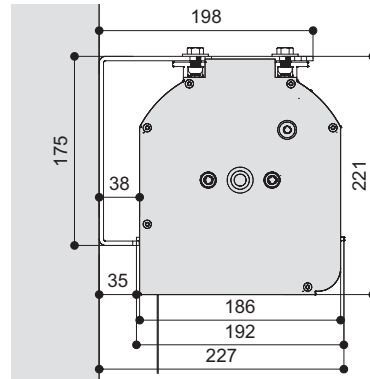
CEILING MOUNTING



WALL MOUNTING BRACKET (optional)



WALL MOUNTING



TECHNICAL SPECIFICATIONS

- Silent motor system provides a smooth and quiet operation

- Power: **40 Nm**
- Speed: **17 rpm**
- Power supply: **230V / 50 Hz**
- Consumption: **322 W**
- Certification: **IMQ**

AVERAGE TIME OF ROLLING UP/DOWN	
H (cm)	Sec.
337	30
412	36
487	42

- Strong steel and aluminium mechanism
- Aluminium housing with multiple fixing points, using sliding brackets for a variety of installation options
- Housing painted with white epoxy powders (RAL 9010)
- Ceiling mounting brackets
 - n. 3 for Major Pro-C 450 cm. and 550 cm. of width
 - n. 4 for Major Pro-C 650 cm. of width
- On/Off switcher included
- Power cable located at **right** side of the screen housing seen from the front
- Flame retardant projection surfaces – classification M1, M2 and B1
- Side black borders of 5 cm. (in the narrowest point), black bottom border of 10 cm. and black dowel bar height 35 mm. - depth 20 mm.
- On 16:9 and 16:10 ratio a black drop of 30 cm. is added - on 4:3 ratio no black top drop
- Wall mounting brackets (*optional*)
- Screen housing available in different colours (*optional*)

* Available Major Pro-C version conform to DIN 56950 (*optional*)

The measures in the drawings are expressed in millimetres.

DIMENSIONS measures in cm

4:3 Ratio Viewing area (WxH)	16:10 Ratio Viewing area (WxH)	16:9 Ratio Viewing area (WxH)	Overall dimensions A - C	Approx. net weight (Kg)
450 x 337	450 x 281	450 x 253	520 - 505	89
550 x 412	550 x 344	550 x 309	620 - 605	106
650 x 487	650 x 406	650 x 366	720 - 705	124

PROJECTION CLOTHS

Front projection surfaces	Gain	Rear projection surfaces <i>**no black borders**</i>	Gain
White	1.2	Rear Plus	1.1
Matte White	1.2	Front Rear	0.9
Microholes	1.0		
Green Screen			

Warranty: 5 years on the motor - 24 months on the other components

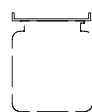



The **CINE PRO** is a large dimension electrical screen available from 8 mt. till 12 mt. of width. Cine Pro is the best choice for cinemas, theatres and auditoriums, where there is the need to join a projection with the alternative to play a performance on the stage.

TECHNICAL SPECIFICATIONS

- Electric **BOTTOM ROLLER** screen that assures perfect flatness
- Safer descent of the roller thanks to the steel cables and additional new **SAFETY MECHANISM** which stops motor in case an obstacle is hit during rolling down
- Screen housing standard in **BLACK** colour RAL 9005 – *optional* available in white colour (papyrus RAL 9018)
- Available in **bespoke sizes** – *optional* black side borders and black top drop
- Equipped with a **SAFETY SYSTEM** that prevents dropping down of the bottom roller in case of failure
- Nr. 5 new ceiling mounting brackets for an easier fixing (included)
- Truss mounting brackets (*optional*)

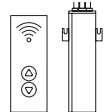
DETAIL OF THE RIGHT SIDE



Ceiling mounting brackets



n.1 On/off switcher



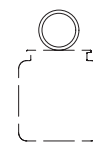
Kit RF Remote control with external receiver



Interface switch 12 volt



Low voltage contact interface

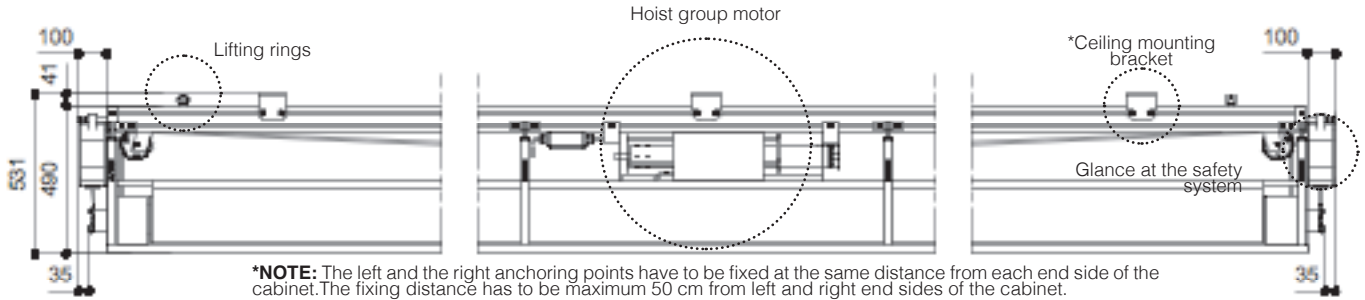


Truss mounting brackets

INCLUDED

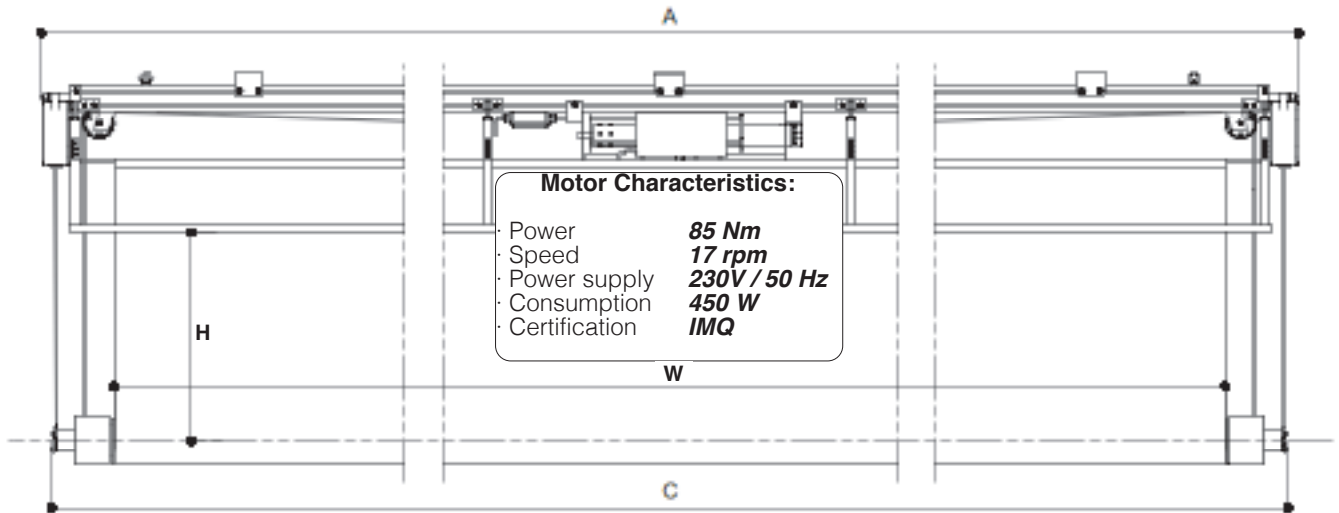
OPTIONAL pag 62-63

CINE PRO CLOSED

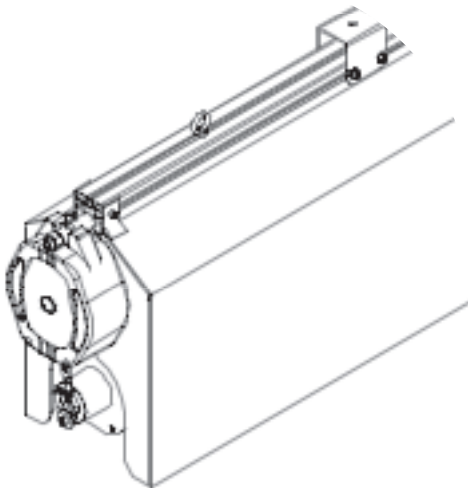


***NOTE:** The left and the right anchoring points have to be fixed at the same distance from each end side of the cabinet. The fixing distance has to be maximum 50 cm from left and right end sides of the cabinet.

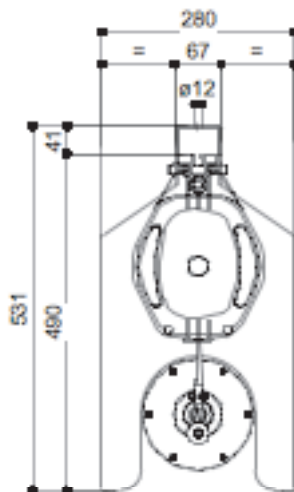
CINE PRO OPEN



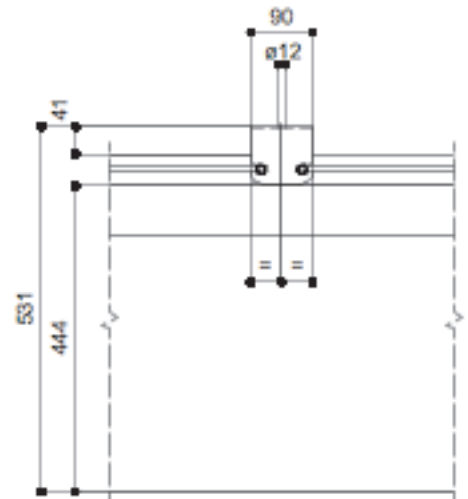
HOUSING GLANCE



HOUSING SIDE VIEW



HOUSING FRONT VIEW



The measures in the drawings are expressed in millimetres.

DIMENSIONS measures in cm				
Viewing area (WxH)	Overall dimensions A - C	Approx. net weight (Kg)	Approx. gross weight (Kg)	Rolling down/up time (sec)
800 x 450	858 - 851	227	491	59
900 x 500	958 - 951	249	554	65
1000 x 550	1058 - 1051	270	614	71
1100 x 600	1158 - 1151	292	680	78
1200 x 650	1258 - 1251	314	746	85

PROJECTION CLOTHS			
Front projection surfaces	Gain	Rear projection surfaces	Gain
White*	1.2	Rear Plus*	1.1
Microholes*	1.0	Front Rear*	0.9

*Weldings on the projection surface

Warranty: 5 years on the motor - 24 months on the other components




GIOTTO PROFESSIONAL is the most innovative UPGRADABLE electric **in-ceiling** projection screen on the market. Its mechanical construction makes it an ideal and unique solution for in-ceiling installations both in residential and AV professional environments.

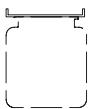

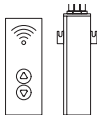



The Giotto is easy to mount and has the **possibility to install the roller tube with projection cloth after the installation is finished.**

This peculiar feature allows also to easily substitute the projection surface if required by the customer for maintenance reasons, or necessity to upgrade the projection cloth.

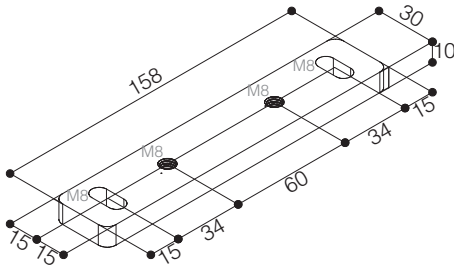
Available in 4:3, 1:1 and 16:10 formats or bespoke sizes.



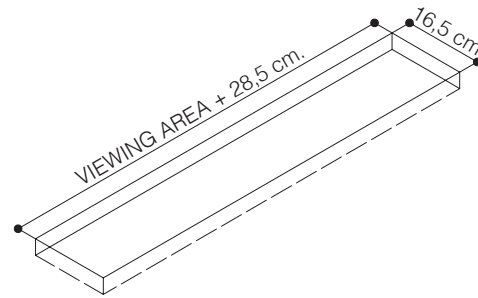
LEFT SIDE VIEW

 n.2 Ceiling mounting brackets	 n.1 On/off switcher	 Kit RF Remote control with external receiver	 Interface switch 12 volt	 Low voltage contact interface	 Nm 9 Rpm 26 Faster motor
INCLUDED		OPTIONAL pag 62-63			

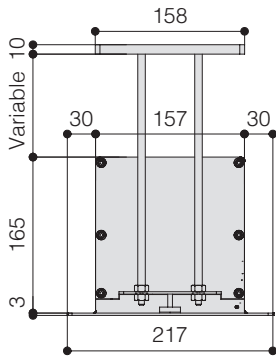
CEILING BRACKET



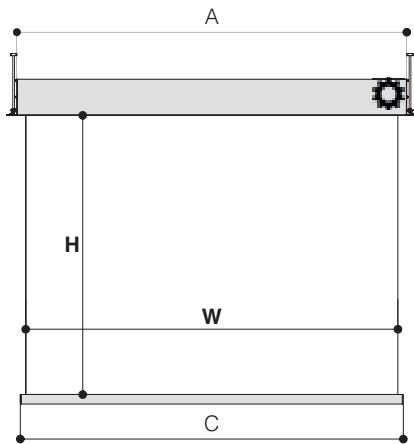
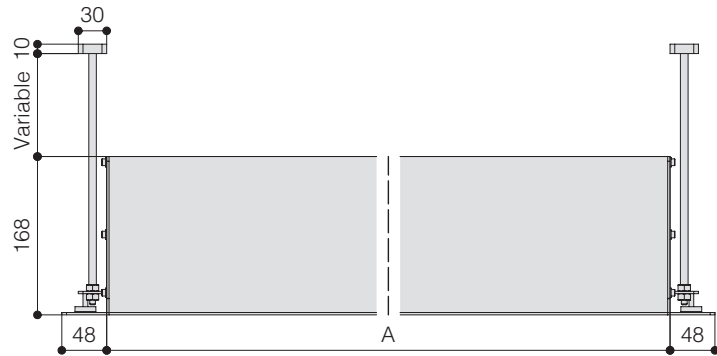
DIMENSIONS OF THE HOLE TO BE MADE IN THE FALSE CEILING



HOUSING SIDE VIEW



HOUSING FRONT VIEW



TECHNICAL SPECIFICATIONS

- Silent motor system provides a smooth and quiet operation
- Power: **7 Nm**
- Speed: **18 rpm**
- Power supply: **230V / 50 Hz**
- Consumption: **120 W**
- Certification: **IMQ**
- Housing manufactured from aluminium
- Lower part of the housing, trap door and bezel sprayed with white epoxy powders (RAL 9010)
- White dowel bar: height 35 mm. - depth 20 mm.
- Two ceiling mounting brackets with four threaded rods 100 cm. long
- On/Off switcher included
- Flame retardant projection surfaces - classification M1, M2 and B1
- Minimum height required in the false ceiling: 17 cm
- Screen housing available in different colours (*optional*)

The measures in the drawings are expressed in millimetres.

DIMENSIONS measures in cm

1:1 Ratio Viewing area (WxH)	4:3 Ratio Viewing area (WxH)	16:10 Ratio Viewing area (WxH)	16:9 Ratio Viewing area (WxH)	Overall dimensions A - C	Approx. net weight (Kg)
160 x 160	160 x 120	160 x 100	160 x 90	180,5 - 164	22
180 x 180	180 x 135	180 x 112	180 x 101	200,5 - 184	25
200 x 200	200 x 150	200 x 125	200 x 112	220,5 - 204	28
220 x 220	220 x 165	220 x 137	220 x 124	240,5 - 224	31
250 x 250	250 x 190	250 x 156	250 x 140	270,5 - 254	35
300 x 300	300 x 225	300 x 187	300 x 169	320,5 - 304	43
350 x 350	350 x 265	350 x 219	350 x 197	370,5 - 354	50
400 x 400	400 x 300	400 x 250	400 x 225	420,5 - 404	58
-	450 x 340	450 x 281	450 x 253	470,5 - 454	65

PROJECTION CLOTHS

Front projection surfaces	Gain	Rear projection surfaces <i>**no black borders**</i>	Gain
White	1.2	Rear Plus	1.1
Matte White	1.2	Front Rear	0.9
Microperforated	1.1		
Lumi-Grey Microperforated	0.8		
Fibre Matte*	1.25		
Ultra HD*	1.2		
Bright Contrast 3D 0.8*	0.8		
Green Screen			

*Limited in height

Warranty: 5 years on the motor - 24 months on the other components




GIOTTO HOME CINEMA is the most innovative UPGRADABLE electric in-ceiling projection screen on the market. Its mechanical construction makes it an ideal and unique solution for in-ceiling installations both in residential and AV professional environments.

The Giotto is easy to mount and has the **possibility to install the roller tube with projection cloth after the installation is finished.**

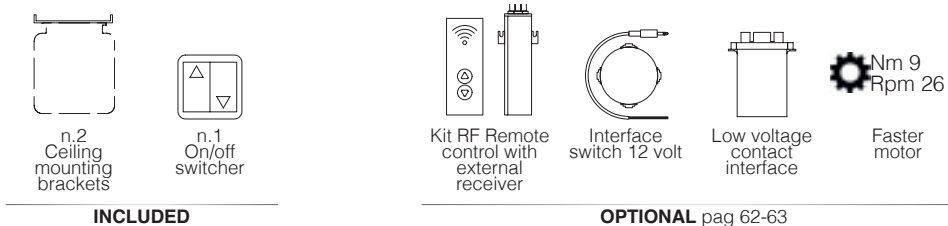
This peculiar feature allows also to easily substitute the projection surface if required by the customer for maintenance reasons or necessity to upgrade the projection cloth.

This model has black side borders 5 cm. of width, 5 cm. black bottom border and a black top drop of 30 cm. included.

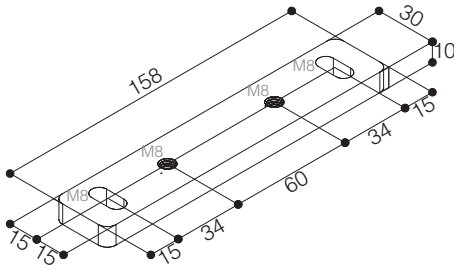
Available in 4:3, 16:9 and 16:10 formats or bespoke sizes.



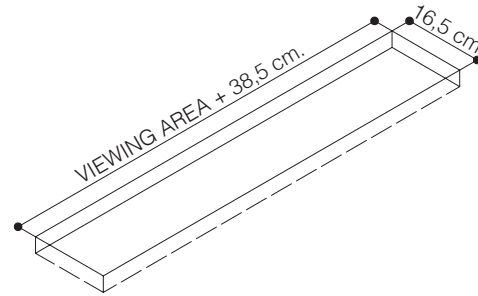
LEFT SIDE VIEW



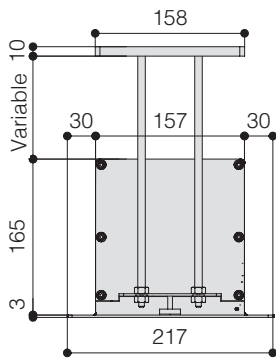
CEILING BRACKET



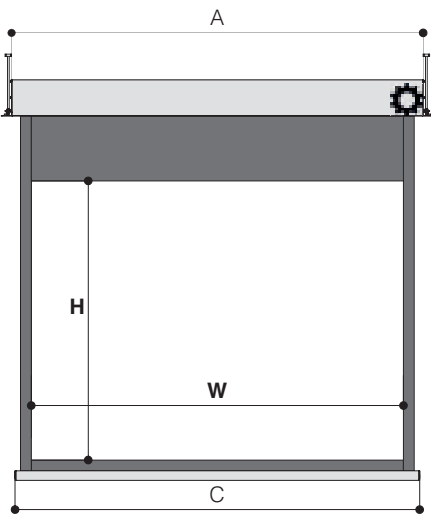
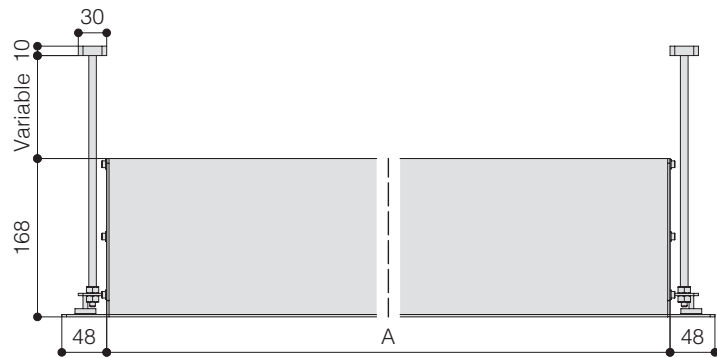
DIMENSIONS OF THE HOLE TO BE MADE IN THE FALSE CEILING



HOUSING SIDE VIEW



HOUSING FRONT VIEW



TECHNICAL SPECIFICATIONS

- Silent motor system provides a smooth and quiet operation
- Power: **7 Nm**
- Speed: **18 rpm**
- Power supply: **230V / 50 Hz**
- Consumption: **120 W**
- Certification: **IMQ**
- Housing manufactured from aluminium
- Lower part of the housing, trap door and bezel sprayed with white epoxy powders (RAL 9010)
- Black dowel bar: height 44 mm. - depth 17 mm.
- Two ceiling mounting brackets with four threaded rods 100 cm. long
- On/Off switcher included
- Flame retardant projection surfaces - classification M1, M2 and B1
- Side black borders of 5 cm. width, black bottom border of 5 cm. and black top drop of 30 cm.
- Minimum height required in the false ceiling: 17 cm
- Screen housing available in different colours (*optional*)

The measures in the drawings are expressed in millimetres.

DIMENSIONS measures in cm

4:3 Ratio Viewing area (WxH)	16:10 Ratio Viewing area (WxH)	16:9 Ratio Viewing area (WxH)	Overall dimensions A - C	Approx. net weight (Kg)
160 x 120	160 x 100	160 x 90	190,5 - 174	24
180 x 135	180 x 112	180 x 101	210,5 - 194	27
200 x 150	200 x 125	200 x 112	230,5 - 214	30
220 x 165	220 x 137	220 x 124	250,5 - 234	33
250 x 190	250 x 156	250 x 140	280,5 - 263	37
300 x 225	300 x 187	300 x 169	330,5 - 314	45
350 x 265	350 x 219	350 x 197	380,5 - 364	52
400 x 300	400 x 250	400 x 225	430,5 - 414	60
-	450 x 281	450 x 253	480,5 - 464	67

PROJECTION CLOTHS

Front projection surfaces	Gain		
White	1.2		
Matte White	1.2		
Lumi Grey	0.8		
Microperforated	1.1		
Lumi-Grey Microperforated	0.8		
Cinesound*	0.7		
Fibre Matte*	1.25		
Ultra HD*	1.2		
Bright Contrast 3D 0.8*	0.8		

*Limited in height

Warranty: 5 years on the motor - 24 months on the other components




GIOTTO TENSIONED is the most innovative UPGRADABLE electric **in-ceiling** projection screen on the market. Its mechanical construction makes it an ideal and unique solution for in-ceiling installations both in residential and AV professional environments.

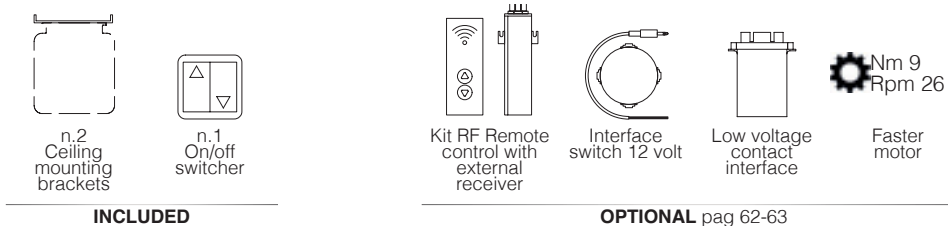
The Giotto is easy to mount and has the **possibility to install the roller tube with projection cloth after the installation is finished** and to substitute the projection surface when required.

Giotto Tensioned has black side borders cut in hour-shape glass that together with the tension system assure a perfect flatness to the projection surface. Moreover, a 5 cm. black bottom border and a black top drop of 30 cm. are included.

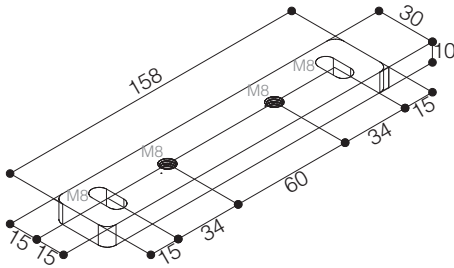
Available in 4:3, 16:9 and 16:10 formats or bespoke sizes.



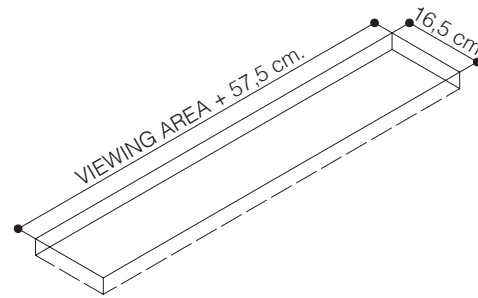
LEFT SIDE VIEW



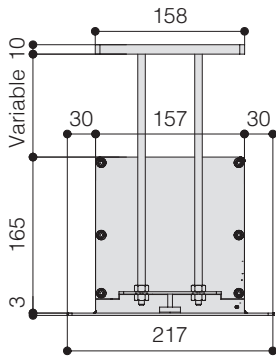
CEILING BRACKET



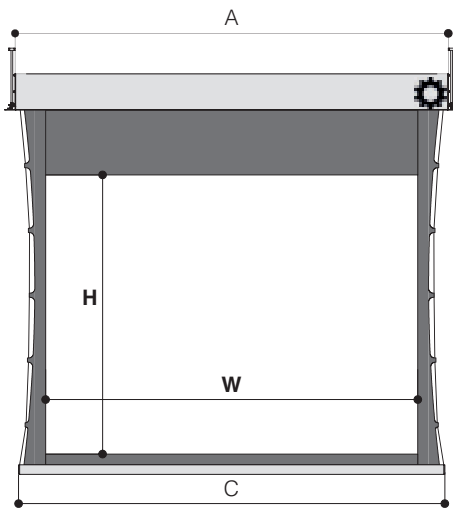
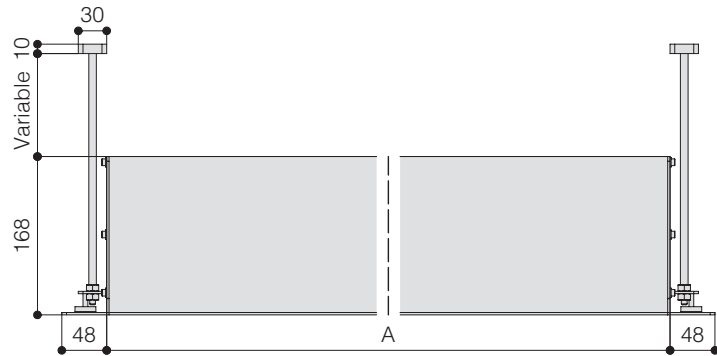
DIMENSIONS OF THE HOLE TO BE MADE IN THE FALSE CEILING



HOUSING SIDE VIEW



HOUSING FRONT VIEW



TECHNICAL SPECIFICATIONS

- Silent motor system provides a smooth and quiet operation
- Power: **7 Nm**
- Speed: **18 rpm**
- Power supply: **230V / 50 Hz**
- Consumption: **120 W**
- Certification: **IMQ**
- Housing manufactured from aluminium
- Lower part of the housing, trap door and bezel sprayed with white epoxy powders (RAL 9010)
- Black dowel bar: height 44 mm. - depth 17 mm.
- Two ceiling mounting brackets with four threaded rods 100 cm. long
- On/Off switcher included
- Flame retardant projection surfaces - classification M1, M2 and B1
- Side black borders of 5 cm. width (in the narrowest point), black bottom border of 5 cm. and black top drop of 30 cm.
- Hour-shape glass tensioning system to provide perfect flatness
- Minimum height required in the false ceiling: 17 cm
- Screen housing available in different colours (*optional*)

The measures in the drawings are expressed in millimetres.

DIMENSIONS measures in cm

4:3 Ratio Viewing area (WxH)	16:10 Ratio Viewing area (WxH)	16:9 Ratio Viewing area (WxH)	Overall dimensions A - C	Approx. net weight (Kg)
160 x 120	160 x 100	160 x 90	209,5 - 194	27
180 x 135	180 x 112	180 x 101	229,5 - 214	30
200 x 150	200 x 125	200 x 112	249,5 - 234	33
220 x 165	220 x 137	220 x 124	269,5 - 254	35
250 x 190	250 x 156	250 x 140	299,5 - 284	39
300 x 225	300 x 187	300 x 169	349,5 - 334	45
350 x 265	350 x 219	350 x 197	399,5 - 384	52
400 x 300	400 x 250	400 x 225	449,5 - 434	58

PROJECTION CLOTHS

Front projection surfaces	Gain	Rear projection surfaces <i>**no black borders**</i>	Gain
Matte White	1.2	Rear Plus	1.1
Lumi Grey	0.8	Front Rear	0.9
Microperforated	1.2		
Lumi Grey Microperforated	0.8		
Cinesound*	0.7		
Bright Contrast 3D 0.8*	0.8		
Ultra HD*	1.2		

*Limited in height

Warranty: 5 years on the motor - 24 months on the other components




RAFFAELLO PROFESSIONAL is an in-ceiling electric projection screen, that has an innovative mechanical construction which makes it an ideal and unique solution for residential and AV professional environments. Its peculiarity is that, **once mounted inside the false ceiling, the product is completely hidden** and no visible openings can be seen.

The mechanism is composed by two silent and fast motors, one for the opening of the trap door and the other for rolling down of the projection screen.

IMPORTANT: The structure allows substitution of the projection surface rolling pipe without the need to uninstall the product completely.

Available in 4:3, 16:9 and 16:10 formats or bespoke sizes.



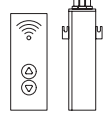
LEFT SIDE VIEW (motor side)



n.2
Ceiling
mounting
brackets



n.1
On/off
switcher



Kit RF Remote
control with
external
receiver



Interface
switch 12 volt

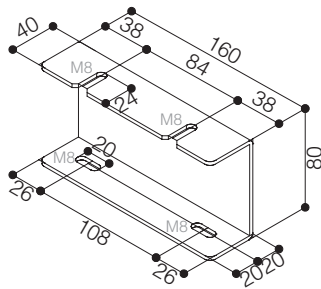


Low voltage
contact
interface

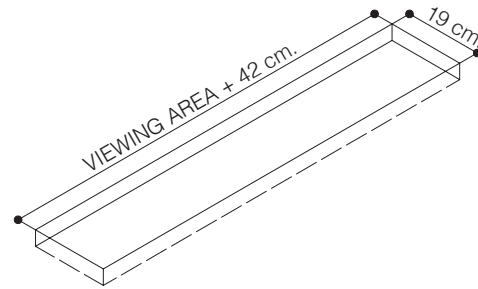
INCLUDED

OPTIONAL pag 62-63

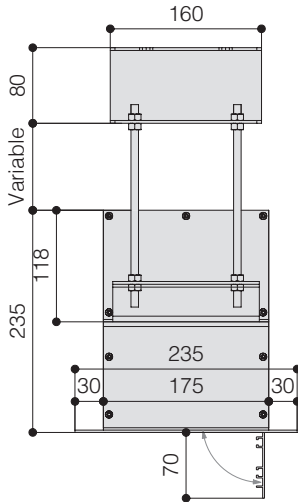
CEILING BRACKET



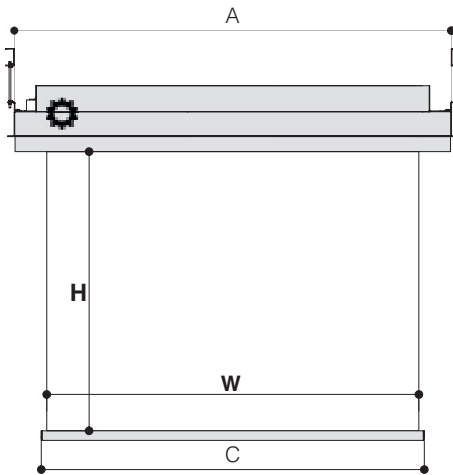
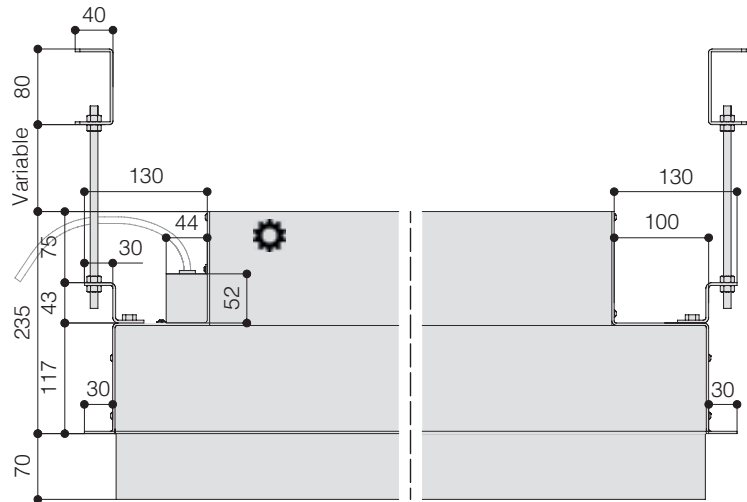
DIMENSIONS OF THE HOLE TO BE MADE
IN THE FALSE CEILING



HOUSING SIDE VIEW



HOUSING FRONT VIEW



TECHNICAL SPECIFICATIONS

- Silent motor system provides a smooth and quiet operation
 - Power: **9 Nm**
 - Speed: **26 rpm**
 - Power supply: **230V / 50 Hz**
 - Consumption: **184 W**
 - Certification: **IMQ**
- Housing manufactured from aluminium
- Lower part of the housing, trap door and bezel sprayed with white epoxy powders (RAL 9010)
- White dowel bar: height 35 mm. - depth 20 mm.
- Two ceiling mounting brackets with four threaded rods 100 cm. long
- On/Off switcher included
- Screen standard supplied with **cloth dropping** down from the front side of the housing
- Flame - retardant projection surfaces - classification M1, M2 and B1
- Side black borders of 5 cm. and black dowel bar (optional)
- Minimum height needed into the false ceiling: 25 cm.
- Screen housing available in different colours (optional)

The measures in the drawings are expressed in millimetres.

DIMENSIONS measures in cm

1:1 Ratio Viewing area (WxH)	4:3 Ratio Viewing area (WxH)	16:10 Ratio Viewing area (WxH)	16:9 Ratio Viewing area (WxH)	Overall dimensions A - C	Approx. net weight (Kg)
160 x 160	160 x 120	160 x 100	160 x 90	201 - 164	39
180 x 180	180 x 135	180 x 112	180 x 101	221 - 184	41
200 x 200	200 x 150	200 x 125	200 x 112	241 - 204	44
220 x 220	220 x 165	220 x 137	220 x 124	261 - 224	47
250 x 250	250 x 190	250 x 156	250 x 140	291 - 254	52
300 x 300	300 x 225	300 x 187	300 x 169	341 - 304	59
350 x 350	350 x 265	350 x 219	350 x 197	391 - 354	66
400 x 400	400 x 300	400 x 250	400 x 225	441 - 404	73

PROJECTION CLOTHS

Front projection surfaces	Gain	Rear projection surfaces <i>**no black borders**</i>	Gain
White	1.2	Rear Plus	1.1
Matte White	1.2	Front Rear	0.9
Microperforated	1.1		
Fibre Matte*	1.25		
Ultra HD*	1.2		
Bright Contrast 3D 0.8*	0.8		
Green Screen			

*Limited in height

Warranty: 5 years on the motor - 24 months on the other components




RAFFAELLO HOME CINEMA is a new electric projection screen, that has an innovative mechanical construction which makes it an ideal and unique solution for in-ceiling installations both in residential and AV professional environments.

Its peculiarity is that, once mounted inside the false ceiling, **the product is completely hidden and no visible openings can be seen.**

The mechanism is composed by two silent and fast motors, one for the opening of the trap door and the other for rolling down of the projection screen.

This model has black side borders of 5 cm. of width and a black top drop of 30 cm.

IMPORTANT: The structure allows substitution of the projection surface rolling pipe without the need to uninstall the product completely.



LEFT SIDE VIEW (motor side)

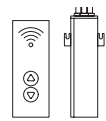
Available in 4:3, 16:9 and 16:10 formats or bespoke sizes.



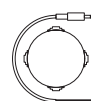
n.2
Ceiling
mounting
brackets



n.1
On/off
switcher



Kit RF Remote
control with
external
receiver



Interface
switch 12 volt

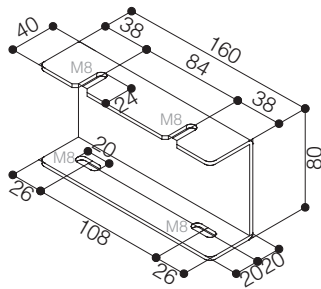


Low voltage
contact
interface

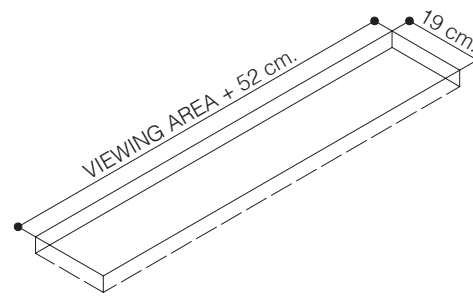
INCLUDED

OPTIONAL pag 62-63

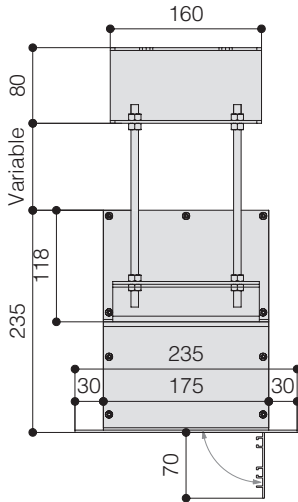
CEILING BRACKET



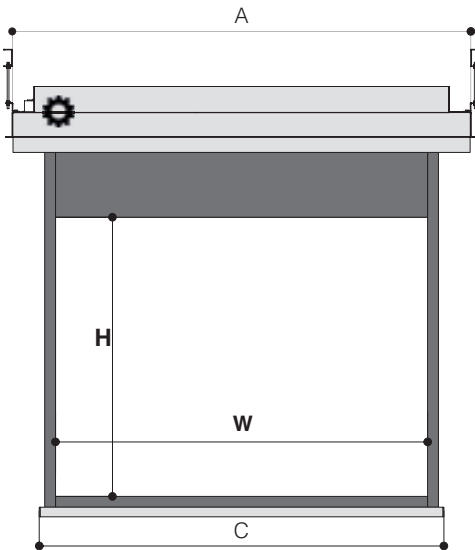
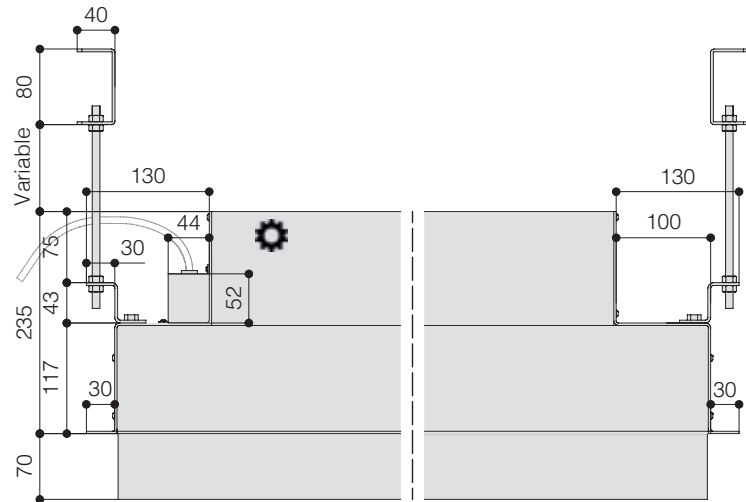
DIMENSIONS OF THE HOLE TO BE MADE IN THE FALSE CEILING



HOUSING SIDE VIEW



HOUSING FRONT VIEW



TECHNICAL SPECIFICATIONS

- Silent motor system provides a smooth and quiet operation
 - Power: **9 Nm**
 - Speed: **26 rpm**
 - Power supply: **230V / 50 Hz**
 - Consumption: **184 W**
 - Certification: **IMQ**
- Housing manufactured from aluminium
- Lower part of the housing, trap door and bezel sprayed with white epoxy powders (RAL 9010)
- Black dowel bar: height 44 mm. - depth 17 mm.
- Two ceiling mounting brackets with four threaded rods 100 cm. long
- On/Off switcher included
- Screen standard supplied with **cloth dropping** down from the front side of the housing
- Flame - retardant projection surfaces - classification M1, M2 and B1
- Side black borders of 5 cm. width, black bottom border of 5 cm. and black top drop of 30 cm.
- Minimum height needed into the false ceiling: 25 cm.
- Screen housing available in different colours (optional)

The measures in the drawings are expressed in millimetres.

DIMENSIONS measures in cm

4:3 Ratio Viewing area (WxH)	16:10 Ratio Viewing area (WxH)	16:9 Ratio Viewing area (WxH)	Overall dimensions A - C	Approx. net weight (Kg)
160 x 120	160 x 100	160 x 90	211 - 174	39
180 x 135	180 x 112	180 x 101	231 - 194	41
200 x 150	200 x 125	200 x 112	251 - 214	44
220 x 165	220 x 137	220 x 124	271 - 234	47
250 x 190	250 x 156	250 x 140	301 - 264	52
300 x 225	300 x 187	300 x 169	351 - 314	59
350 x 265	350 x 219	350 x 197	401 - 364	66
400 x 300	400 x 250	400 x 225	451 - 414	73

PROJECTION CLOTHS

Front projection surfaces	Gain	
White	1.2	
Matte White	1.0	
Lumi Grey	0.8	
Cinesound*	0.7	
Microperforated	1.1	
Lumi Grey Microperforated	0.8	
Fibre Matte*	1.25	
Ultra HD*	1.2	

*Limited in height

Warranty: 5 years on the motor - 24 months on the other components



RAFFAELLO TENSIONED is a new electric projection screen developed by Macada Innovision and as all the other Macada Basic products is totally manufactured in Italy.

The screen has an innovative mechanical construction which makes it an ideal and unique solution for in-ceiling installations both in residential and AV professional environments.


Its peculiarity is that, **once mounted inside the false ceiling, the product is completely hidden** and no visible openings can be seen.

The mechanism is composed by two silent and fast motors, one for the opening of the trap door and the other for rolling down of the projection screen.

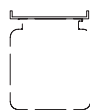
Raffaello Tensioned has sides in hour glass shape that together with the tensioning system assure a perfect flatness to the projection surface.

IMPORTANT: The structure allows substitution of the projection surface rolling pipe without the need to uninstall the product completely.

Available in 4:3, 16:9 and 16:10 formats or bespoke sizes.



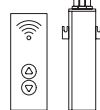
LEFT SIDE VIEW (motor side)



n.2
Ceiling
mounting
brackets



n.1
On/off
switcher



Kit RF Remote
control with
external
receiver



Interface
switch 12 volt

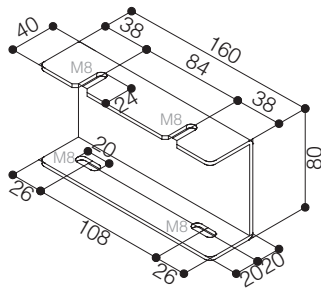


Low voltage
contact
interface

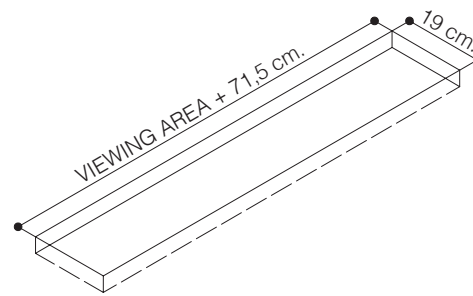
INCLUDED

OPTIONAL pag 62-63

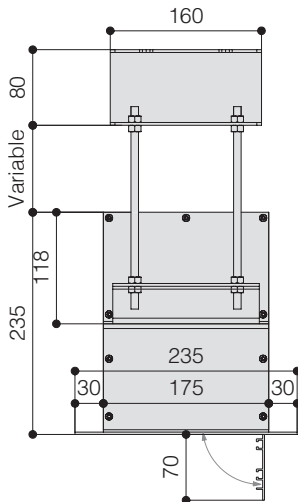
CEILING BRACKET



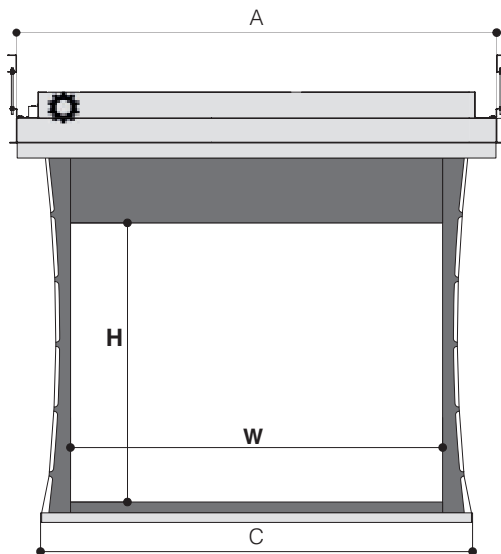
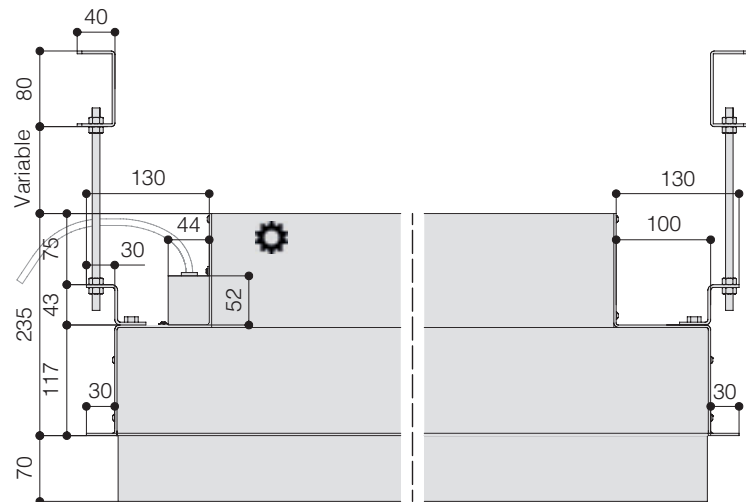
DIMENSIONS OF THE HOLE TO BE MADE IN THE FALSE CEILING



HOUSING SIDE VIEW



HOUSING FRONT VIEW



TECHNICAL SPECIFICATIONS

- Silent motor system provides a smooth and quiet operation
 - Power: **9 Nm**
 - Speed: **26 rpm**
 - Power supply: **230V / 50 Hz**
 - Consumption: **184 W**
 - Certification: **IMQ**
- Housing manufactured from aluminium
- Lower part of the housing, trap door and bezel sprayed with white epoxy powders (RAL 9010)
- Black dowel bar: height 44 mm. - depth 17 mm.
- Two ceiling mounting brackets with four threaded rods 100 cm. long
- On/Off switcher included
- Screen standard supplied with **cloth dropping** down from the front side of the housing
- Flame - retardant projection surfaces - classification M1, M2 and B1
- Side black borders of 5 cm. width (in the narrowest point), black bottom border of 5 cm. and black top drop of 30 cm.
- Hour-shape glass tensioning system to provide perfect flatness
- Minimum height needed into the false ceiling: 25 cm.
- Screen housing available in different colours (*optional*)

The measures in the drawings are expressed in millimetres.

DIMENSIONS measures in cm

4:3 Ratio Viewing area (WxH)	16:10 Ratio Viewing area (WxH)	16:9 Ratio Viewing area (WxH)	Overall dimensions A - C	Approx. net weight (Kg)
160 x 120	160 x 100	160 x 90	230,5 - 194	42
180 x 135	180 x 112	180 x 101	250,5 - 214	44
200 x 150	200 x 125	200 x 112	270,5 - 234	47
220 x 165	220 x 137	220 x 124	290,5 - 254	50
250 x 190	250 x 156	250 x 140	320,5 - 284	55
300 x 225	300 x 187	300 x 169	370,5 - 334	62
350 x 265	350 x 219	350 x 197	420,5 - 384	69

PROJECTION CLOTHS

Front projection surfaces	Gain	Rear projection surfaces <i>**no black borders**</i>	Gain
Matte White	1.0	Rear Plus	1.1
Lumi Grey	0.8	Front Rear	0.9
Cinesound*	0.7		
Microperforated	1.1		
Lumi Grey Microperforated	0.8		
Bright Contrast 3D 0.8*	0.8		
Ultra HD*	1.2		

*Limited in height

Warranty: 5 years on the motor - 24 months on the other components



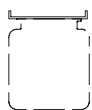
TIZIANO PROFESSIONAL has been developed with a stunning Italian design which makes it the ideal solution for high-end installations both for residential and professional environments.

If you are looking for a **refined Italian design** and excellent reliability the TIZIANO is the perfect solution. Extremely easy install, invisible mounting brackets and power cable are essential features of this exclusive product.

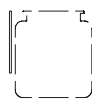
The aluminium housing has been designed with elegance in mind and is available in a wide range of different colours, enabling you to customise the finished screen to meet your customers' requirements.

Available in 1:1, 4:3, 16:9 and 16:10 formats or bespoke sizes.

Led lights for the housing
Available colours: white, blue, green, red
(*optional*)



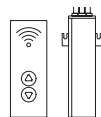
Ceiling mounting brackets



Wall mounting brackets



n.1 On/off switcher



Kit RF Remote control with external receiver



Interface switch 12 volt



Low voltage contact interface



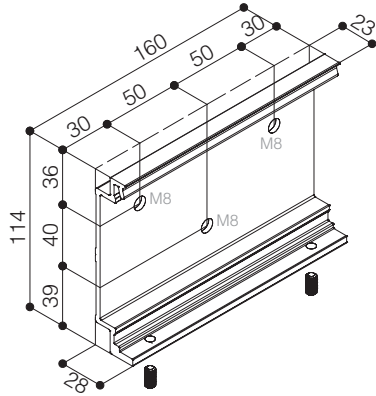
Nm 9 Rpm 26

Faster motor

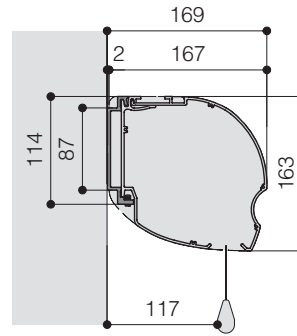
INCLUDED

OPTIONAL pag 62-63

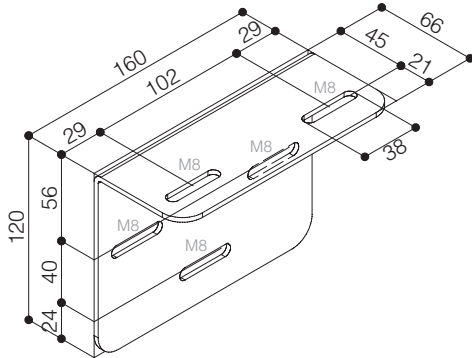
WALL MOUNTING BRACKET



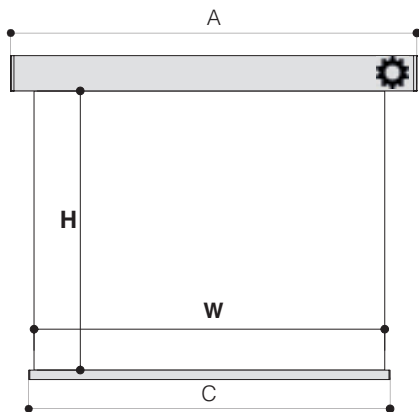
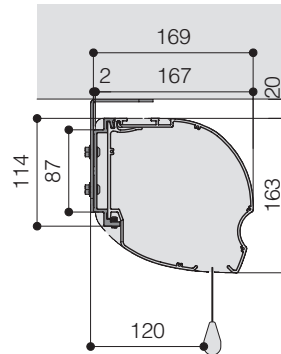
WALL MOUNTING



CEILING MOUNTING BRACKET



CEILING MOUNTING



TECHNICAL SPECIFICATIONS

- Silent motor system provides a smooth and quiet operation
 - Power: **7 Nm**
 - Speed: **18 rpm**
 - Power supply: **230V / 50 Hz**
 - Consumption: **120 W**
 - Certification: **IMQ**
- Totally manufactured with aluminium housing and steel side plates
- Housing dimensions: 167x163 mm. (DxH)
- Housing painted with white epoxy powders (RAL 9016)
- White dowel bar: height 35 mm. - depth 20 mm.
- Wall mounting brackets and switcher on/off included
- Ceiling mounting brackets included
- Flame - retardant projection surfaces - classification M1, M2 and B1
- Cloth drops on the front side of the housing at 12,5 cm. from the wall
- Side black borders of 5 cm. and black dowel bar (optional)
- Screen housing available in different colours (optional)

The measures in the drawings are expressed in millimetres.

DIMENSIONS measures in cm

1:1 Ratio Viewing area (WxH)	4:3 Ratio Viewing area (WxH)	16:10 Ratio Viewing area (WxH)	16:9 Ratio Viewing area (WxH)	Overall dimensions A - C	Approx. net weight (Kg)
160 x 160	160 x 120	160 x 100	160 x 90	171 - 164	18
180 x 180	180 x 135	180 x 112	180 x 101	191 - 184	20
200 x 200	200 x 150	200 x 125	200 x 112	211 - 204	21
220 x 220	220 x 165	220 x 137	220 x 124	231 - 224	23
250 x 250	250 x 190	250 x 156	250 x 140	261 - 254	25
300 x 300	300 x 225	300 x 187	300 x 169	311 - 304	29
350 x 350	350 x 265	350 x 219	350 x 197	361 - 354	33
400 x 400	400 x 300	400 x 250	400 x 225	411 - 404	37

PROJECTION CLOTHS

Front projection surfaces	Gain	Rear projection surfaces <i>**no black borders**</i>	Gain
White	1.2	Rear Plus	1.1
Matte White	1.2	Front Rear	0.9
Microperforated	1.1		
Lumi Grey Microperforated	0.8		
Ultra HD*	1.2		
Bright Contrast 3D 0.8*	0.8		
Green Screen			

Warranty: 5 years on the motor - 24 months on the other components



TIZIANO HOME CINEMA has been developed with a stunning Italian design which makes it the ideal solution for high-end installations both for residential and professional environments.

If you are looking for a **refined Italian design** and excellent reliability the Tiziano is the perfect solution. Extremely easy install, invisible mounting brackets and power cable are essential features of this exclusive product.

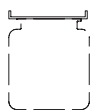
The aluminium housing has been designed with elegance in mind and is available in a wide range of different colours, enabling you to customise the finished screen to meet your customers' requirements.

Tiziano home cinema is supplied with black side borders and a 30 cm. black top drop.

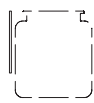
Available in 4:3, 16:9 and 16:10 formats or bespoke sizes.

Led lights for the housing

Available colours: white, blue, green, red
(optional)



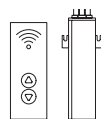
Ceiling mounting brackets



Wall mounting brackets



n.1 On/off switcher



Kit RF Remote control with external receiver



Interface switch 12 volt



Low voltage contact interface



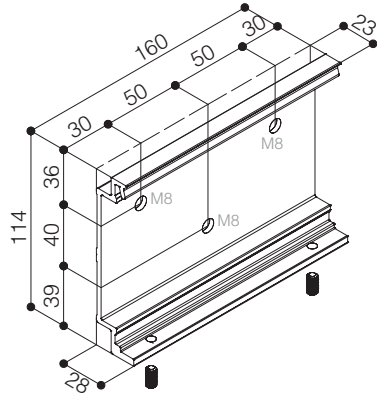
Nm 9 Rpm 26

Faster motor

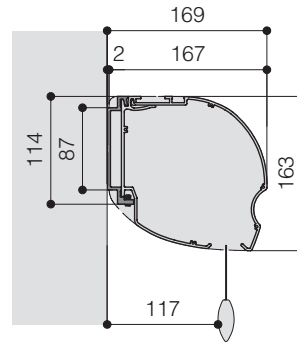
INCLUDED

OPTIONAL pag 62-63

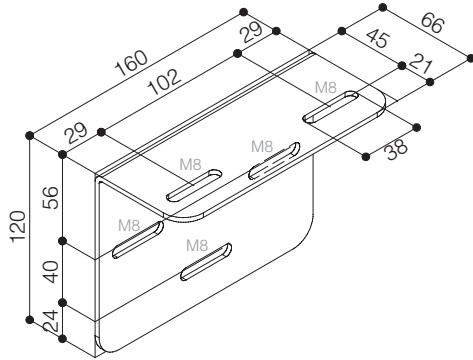
WALL MOUNTING BRACKET



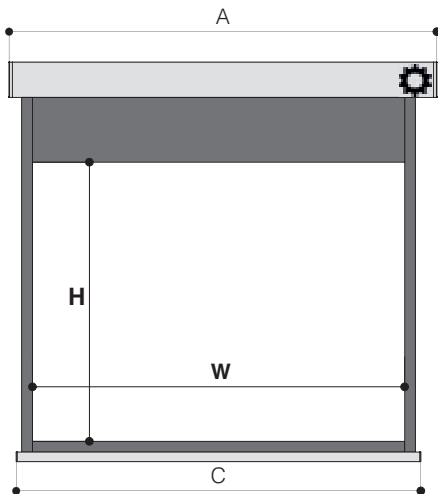
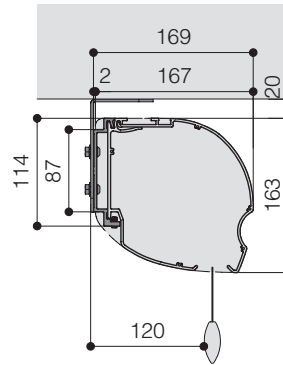
WALL MOUNTING



CEILING MOUNTING BRACKET



CEILING MOUNTING



TECHNICAL SPECIFICATIONS

- Silent motor system provides a smooth and quiet operation
 - Power: **7 Nm**
 - Speed: **18 rpm**
 - Power supply: **230V / 50 Hz**
 - Consumption: **120 W**
 - Certification: **IMQ**
- Totally manufactured with aluminium housing and steel side plates
- Housing dimensions: 167x163 mm. (DxH)
- Housing painted with white epoxy powders (RAL 9016)
- Wall mounting brackets and switcher on/off included
- Ceiling mounting brackets included
- Flame - retardant projection surfaces - classification M1, M2 and B1
- Cloth drops on the front side of the housing at 12,5 cm. from the wall
- Side black borders of 5 cm., bottom black border of 5 cm., black top drop of 30 cm. and black dowel bar: height 44 mm. - depth 17 mm.
- Screen housing available in different colours (*optional*)

The measures in the drawings are expressed in millimetres.

DIMENSIONS measures in cm

4:3 Ratio Viewing area (WxH)	16:10 Ratio Viewing area (WxH)	16:9 Ratio Viewing area (WxH)	Overall dimensions A - C	Approx. net weight (Kg)
160 x 120	160 x 100	160 x 90	181 - 174	18
180 x 135	180 x 112	180 x 101	201 - 194	20
200 x 150	200 x 125	200 x 112	221 - 214	21
220 x 165	220 x 137	220 x 124	241 - 234	23
250 x 190	250 x 156	250 x 140	271 - 264	25
300 x 225	300 x 187	300 x 169	321 - 314	29
350 x 265	350 x 219	350 x 197	371 - 364	33
400 x 300	400 x 250	400 x 225	421 - 414	37

PROJECTION CLOTHS

Front projection surfaces	Gain	
White	1.2	
Matte White	1.2	
Lumi Grey	0.8	
Microperforated	1.1	
Lumi Grey Microperforated	0.8	
Cinesound*	0.7	
Ultra HD*	1.2	
Bright Contrast 3D 0.8*	0.8	

*Limited in height

Warranty: 5 years on the motor - 24 months on the other components



TIZIANO TENSIONED has been developed with a stunning Italian design which makes it the ideal solution for high-end installations both for residential and professional environments.

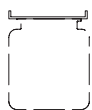
If you are looking for a **refined Italian design** and excellent reliability the Tiziano is the perfect solution. Extremely easy install, invisible mounting brackets and power cable are essential features of this exclusive product.

The aluminium housing has been designed with elegance in mind and is available in a wide range of different colours, enabling you to customise the finished screen to meet your customers' requirements.

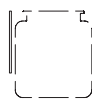
The "Flagship" model of electrical projection screen is the Tiziano tensioned. The tensioning mechanism assures the screen an absolutely perfect flatness of the projection surface, avoiding possible edge curling and a distortion of the image.

Available in 4:3, 16:9 and 16:10 formats or bespoke sizes.

Led lights for the housing
Available colours: white, blue, green, red
(*optional*)



Ceiling mounting brackets

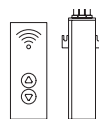


Wall mounting brackets



n.1 On/off switcher

INCLUDED



Kit RF Remote control with external receiver



Interface switch 12 volt



Low voltage contact interface

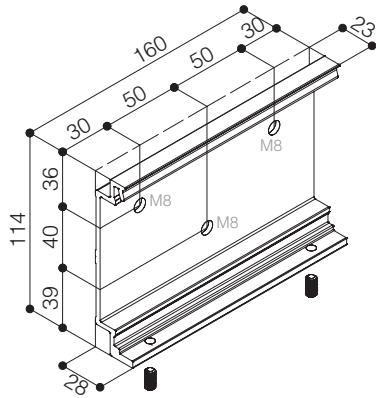


Nm 9 Rpm 26

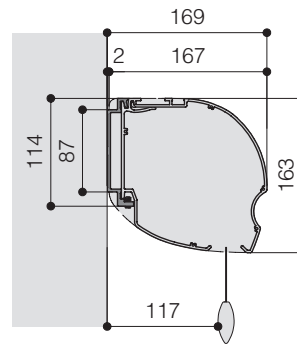
Faster motor

OPTIONAL pag 62-63

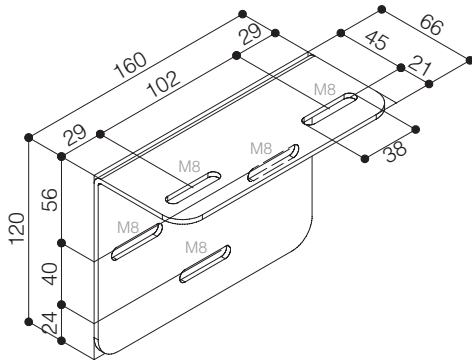
WALL MOUNTING BRACKET



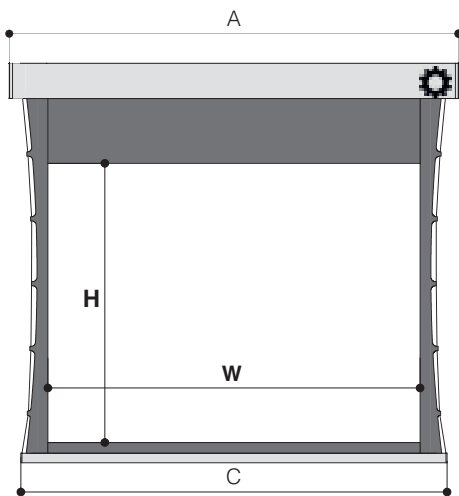
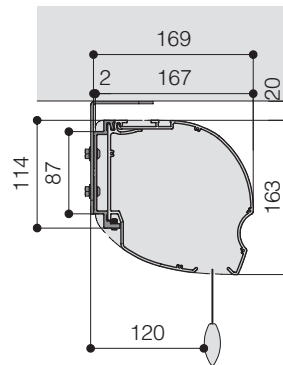
WALL MOUNTING



CEILING MOUNTING BRACKET



CEILING MOUNTING



TECHNICAL SPECIFICATIONS

- Silent motor system provides a smooth and quiet operation
 - Power: **7 Nm**
 - Speed: **18 rpm**
 - Power supply: **230V / 50 Hz**
 - Consumption: **120 W**
 - Certification: **IMQ**
- Totally manufactured with aluminium housing and steel side plates
- Housing dimensions: 167x163 mm. (DxH)
- Housing painted with white epoxy powders (RAL 9016)
- Wall mounting brackets and switcher on/off included
- Ceiling mounting brackets included
- Flame - retardant projection surfaces - classification M1, M2 and B1
- Side black borders of 5 cm. (in the narrowest point), black bottom border of 5 cm., black top drop of 30 cm. and black dowel bar: height 44 mm. - depth 17 mm.
- Hour-shape glass tensioning system to provide perfect flatness
- Cloth drops on the front side of the housing at 12,5 cm. from the wall
- Screen housing available in different colours (*optional*)

The measures in the drawings are expressed in millimetres.

DIMENSIONS measures in cm

4:3 Ratio Viewing area (WxH)	16:10 Ratio Viewing area (WxH)	16:9 Ratio Viewing area (WxH)	Overall dimensions A - C	Approx. net weight (Kg)
160 x 120	160 x 100	160 x 90	200 - 193	20
180 x 135	180 x 112	180 x 101	220 - 213	23
200 x 150	200 x 125	200 x 112	240 - 233	24
220 x 165	220 x 137	220 x 124	260 - 253	27
250 x 190	250 x 156	250 x 140	290 - 283	31
300 x 225	300 x 187	300 x 169	340 - 333	38
350 x 265	350 x 219	350 x 197	390 - 383	44
400 x 300	400 x 250	400 x 225	440 - 433	50

PROJECTION CLOTHS

Front projection surfaces	Gain	Rear projection surfaces <i>**no black borders**</i>	Gain
Matte White	1.2	Rear Plus	1.1
Lumi Grey	0.8	Front Rear	0.9
Microperforated	1.1		
Lumi Grey Microperforated	0.8		
Cinesound*	0.7		
Bright Contrast 3D 0.8*	0.8		
Ultra HD*	1.2		

*Limited in height

Warranty: 5 years on the motor - 24 months on the other components



COMPACT HOME CINEMA is an electric screen dedicated to the Home Theatre market and it is the right alternative to the Double Format or to the Compact Tensioned screens because high quality features mark it out from the other Home Theatre models.

A black drop on the top of the projection surface allows to install this screen inside false ceilings or inside rooms with high ceiling.

Side black borders let perceive a brighter and sharper image.

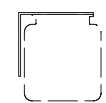
Available in 4:3, 16:9 and 16:10 formats or bespoke sizes.



White side covers
(optional)



False ceiling trim kit
(optional - for details see p. 48)

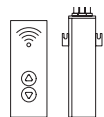


n.2
Wall/Ceiling
brackets



n.1
On/off
switcher

INCLUDED



Kit RF Remote
control with
external
receiver



Interface
switch 12 volt



Low voltage
contact
interface



Nm 9
Rpm 26



Nm 7
Rpm 18

Faster
motor

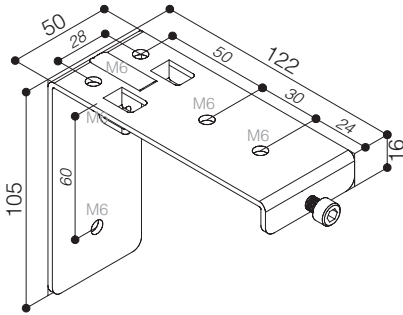
Extremely
quiet motor

OPTIONAL pag 62-63

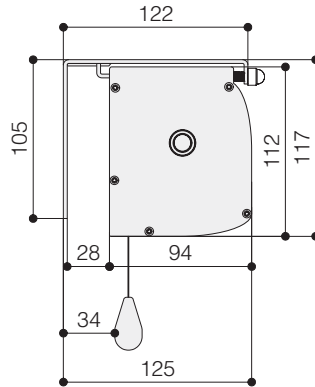
**DROP OF
PROJECTION
CLOTH**
STANDARD

**FRONT DROP OF
PROJECTION
CLOTH**
(optional)

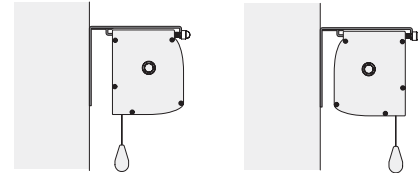
WALL-CEILING BRACKET



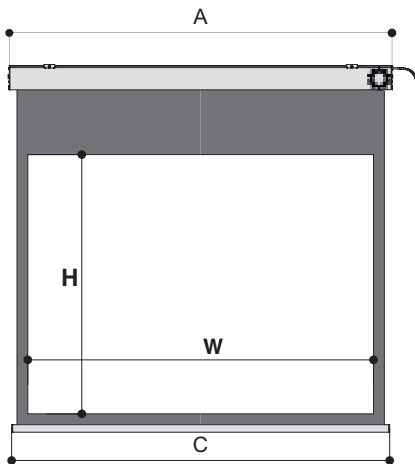
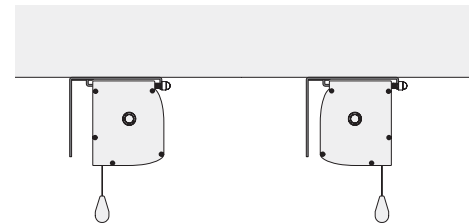
HOUSING DIMENSIONS



WALL MOUNTING



CEILING MOUNTING



TECHNICAL SPECIFICATIONS

- Silent motor system provides a smooth and quiet operation
 - Power: **6 Nm**
 - Speed: **17 rpm**
 - Power supply: **230V / 50 Hz**
 - Consumption: **137 W**
 - Certification: **IMQ**
- Totally manufactured from aluminium
- Smart design and easy to install
- Housing dimensions: 94x112 mm. (DxH)
- Housing painted with white epoxy powders (RAL 9010)
- Two universal mounting brackets either for ceiling or for wall
- On/off switcher included
- Power cable located at the **right** side of the screen housing seen from the front
- Flame-retardant projection surfaces - classification M1, M2 and B1
- Side black borders of 5 cm., black bottom border of 5 cm., black top drop of 30 cm. and black dowel bar: height 35 mm. - depth 20 mm.
- Screen housing available in different colours *(optional)*

The measures in the drawings are expressed in millimetres.

DIMENSIONS measures in cm


4:3 Ratio Viewing area (WxH)	16:10 Ratio Viewing area (WxH)	16:9 Ratio Viewing area (WxH)	Overall dimensions A - C	Approx. net weight (Kg)
160 x 120	160 x 100	160 x 90	179 - 174	15
180 x 135	180 x 112	180 x 101	199 - 194	16
200 x 150	200 x 125	200 x 112	219 - 214	18
220 x 165	220 x 137	220 x 124	239 - 234	20
250 x 190	250 x 156	250 x 140	269 - 264	23
300 x 225	300 x 187	300 x 169	319 - 314	26

PROJECTION CLOTHS

Front projection surfaces	Gain		
White	1.2	Bright Contrast 3D 0.8*	0.8
Matte White	1.2		
Lumi Grey	0.8		
Microperforated	1.1		
Lumi Grey Microperforated	0.8		
Cinesound*	0.7		
Fibre Matte*	1.25		
Ultra HD*	1.2		

*Limited in height

Warranty: 5 years on the motor - 24 months on the other components




COMPACT TENSIONED is a motorized screen that incorporates a tab guide cable system which maintains tension on the cloth in order to get the screen surface perfectly flat. This product has been specifically studied for the niche of the Home Theatre market, so it is the right solution for the most demanding requests. It is professionally masked with black curved side borders and a black top border of 30 cm.

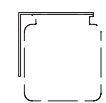
Available in 4:3, 16:9 and 16:10 formats or bespoke sizes.



White side covers
(optional)



False ceiling trim kit
(optional - for details see p. 48)

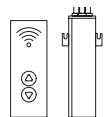


n.2
Wall/Ceiling
brackets



n.1
On/off
switcher

INCLUDED



Kit RF Remote
control with
external
receiver



Interface
switch 12 volt



Low voltage
contact
interface



Faster and
quiet motor



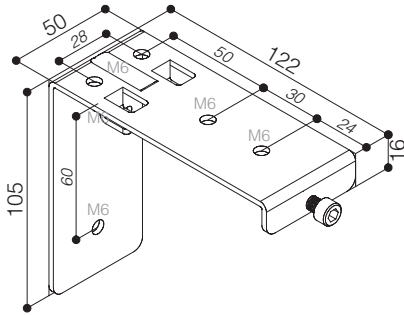
Extremely
quiet motor

OPTIONAL pag 62-63

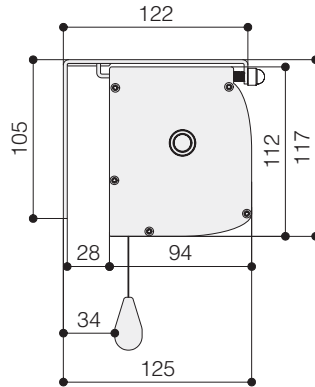
**DROP OF
PROJECTION
CLOTH**
STANDARD

**FRONT DROP OF
PROJECTION
CLOTH**
(optional)

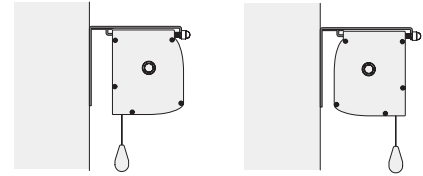
WALL-CEILING BRACKET



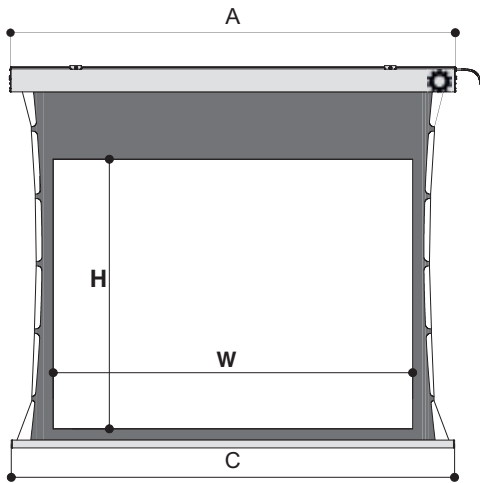
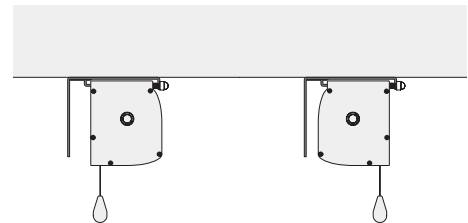
HOUSING DIMENSIONS



WALL MOUNTING



CEILING MOUNTING



TECHNICAL SPECIFICATIONS

- Silent motor system provides a smooth and quiet operation
 - Power: **6 Nm**
 - Speed: **17 rpm**
 - Power supply: **230V / 50 Hz**
 - Consumption: **137 W**
 - Certification: **IMQ**
- Totally manufactured from aluminium
- Smart design and easy to install
- Housing dimensions: 94x112 mm. (DxH)
- Housing painted with white epoxy powders (RAL 9010)
- Two universal mounting brackets either for ceiling or for wall included
- On/off switcher included
- Power cable located at the **right** side of the screen housing seen from the front
- Flame-retardant projection surfaces - classification M1, M2 and B1
- Side black borders of 5 cm. (in the narrowest point), black bottom border of 5 cm., black top drop of 30 cm. and black dowel bar: height 35 mm. depth 20 mm.
- Hour-shape glass tensioning system to provide perfect flatness
- Screen housing available in different colours (optional)

The measures in the drawings are expressed in millimetres.

DIMENSIONS measures in cm

4:3 Ratio Viewing area (WxH)	16:9 Ratio Viewing area (WxH)	16:10 Ratio Viewing area (WxH)	Overall dimensions A - C	Approx. net weight (Kg)
160 x 120	160 x 90	160 x 100	198 - 194	15
180 x 135	180 x 101	180 x 112	218 - 214	17
200 x 150	200 x 112	200 x 125	238 - 234	19
220 x 165	220 x 124	220 x 137	258 - 254	20
250 x 190	250 x 140	250 x 156	288 - 284	22

PROJECTION CLOTHS

Front projection surfaces	Gain	Rear projection surfaces <i>**no black borders**</i>	Gain
Matte White	1.2	Rear Plus	1.1
Lumi Grey	0.8	Front Rear	0.9
Microperforated	1.1		
Lumi Grey Microperforated	0.8		
Cinesound*	0.7		
Bright Contrast 3D 0.8*	0.8		
Ultra HD*	1.2		

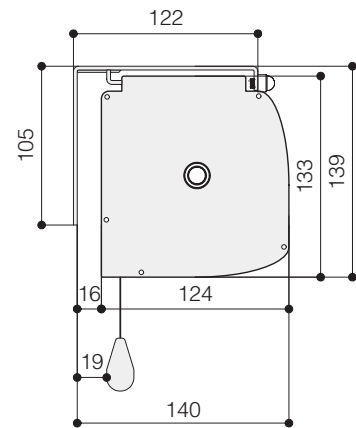
*Limited in height

Warranty: 5 years on the motor - 24 months on the other components



False ceiling trim kit
(optional - for details see p. 48)

HOUSING DIMENSIONS



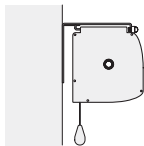
TECHNICAL SPECIFICATIONS

- Silent motor system provides a smooth and quiet operation
- Power: **10 Nm**
- Speed: **17 rpm**
- Power supply: **230V / 50 Hz**
- Consumption: **156 W**
- Certification: **IMQ**

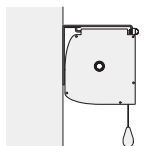
Nm 9
Rpm 26
Faster motor
(optional)

- Totally manufactured from aluminium
- Housing dimensions: 124x133 mm. (DxH)
- Housing painted with white epoxy powders (RAL 9010)
- Power cable located at the **right** side of the screen housing seen from the front
- Flame-retardant projection surfaces – classification M1, M2 and B1
- Black side borders of 5 cm., black bottom border of 5 cm., black top drop of 30 cm. and black dowel bar: height 35 mm. depth 20 mm.

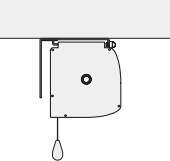
WALL MOUNTING



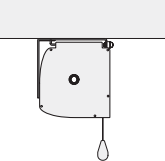
FRONT FALL



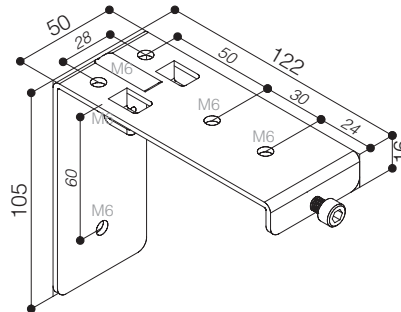
CEILING MOUNTING



FRONT FALL

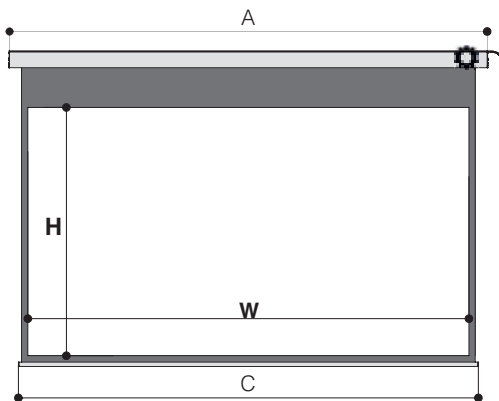


WALL CEILING BRACKET



The **MAJOR HOME CINEMA** is an electric screen dedicated to the Home Theatre market with high quality features. It has a 30 cm. black drop on the top of the projection surface and black side borders that let perceive a brighter and sharper image.

Available in 4:3, 16:9 and 16:10 ratios or bespoke sizes.

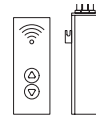


n.4 Wall/Ceiling brackets



n.1 On/off switcher

INCLUDED



Kit RF Remote control with external receiver



Interface switch 12 volt



Low voltage contact interface

OPTIONAL pag 62-63

The measures in the drawings are expressed in millimetres.

DIMENSIONS measures in cm

4:3 Ratio Viewing area (WxH)	16:10 Ratio Viewing area (WxH)	16:9 Ratio Viewing area (WxH)	Overall dimensions A - C	Approx. net weight (Kg)
350 x 265	350 x 219	350 x 197	371 - 364	32
400 x 300	400 x 250	400 x 225	421 - 414	38
-	450 x 281	450 x 253	471 - 464	42

PROJECTION CLOTHS

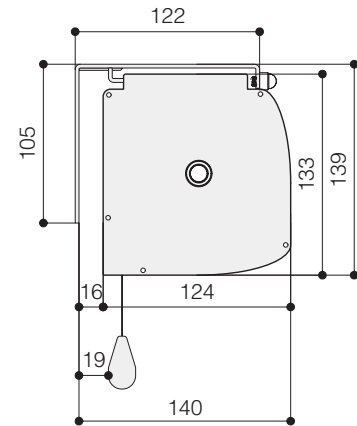
Front projection surfaces	Gain		Gain
Matte White	1.2	Lumi Grey Microperforated	0.8
Lumi Grey	0.8	Ultra HD*	1.2
Microperforated	1.1	Bright Contrast 3D 0.8*	0.8

Warranty: 5 years on the motor - 24 months on the other components



False ceiling trim kit
(optional - for details see p. 48)

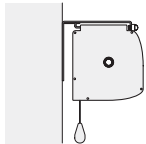
HOUSING DIMENSIONS



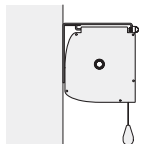
TECHNICAL SPECIFICATIONS

- Silent motor system provides a smooth and quiet operation
 - Power: **10 Nm**
 - Speed: **17 rpm**
 - Power supply: **230V / 50 Hz**
 - Consumption: **156 W**
 - Certification: **IMQ**
- Nm 9 Rpm 26 Faster motor (optional)
- Totally manufactured from aluminium
- Housing dimensions: 124x133 mm. (DxH)
- Housing painted with white epoxy powders (RAL 9010)
- Power cable located at the **right** side of the screen housing seen from the front
- Flame-retardant projection surfaces – classification M1, M2 and B1
- Black side borders of 5 cm. (in the narrowest point), black bottom border of 5 cm., black top drop of 30 cm. and black dowel bar: height 35 mm. depth 20 mm.
- Hour-shape glass tensioning system to provide perfect flatness

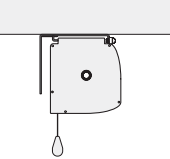
WALL MOUNTING



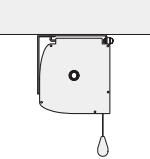
FRONT FALL



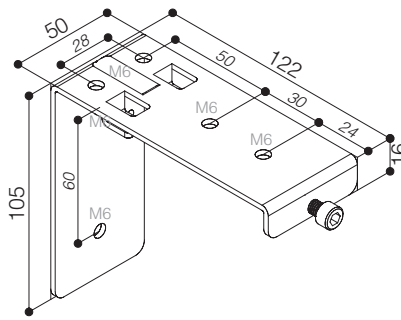
CEILING MOUNTING



FRONT FALL

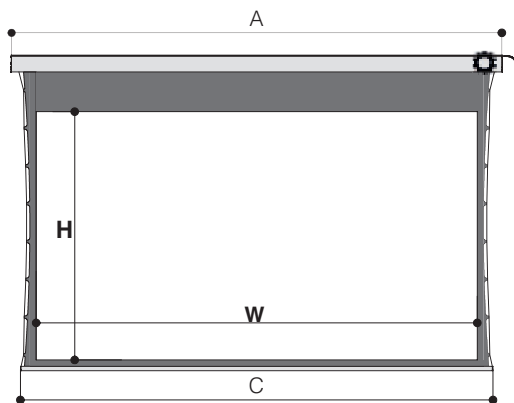


WALL CEILING BRACKET

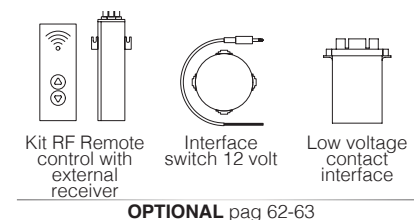
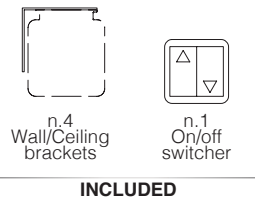


The **MAJOR TENSIONED** is also a motorized screen but it has a peculiar tensioning system on each side which assures the best possible surface flatness where the projection screen needs to be with the finest quality.

Available in 4:3, 16:9 and 16:10 ratios or bespoke sizes.



The measures in the drawings are expressed in millimetres.



DIMENSIONS measures in cm

4:3 Ratio Viewing area (WxH)	16:10 Ratio Viewing area (WxH)	16:9 Ratio Viewing area (WxH)	Overall dimensions A - C	Approx. net weight (Kg)
300 x 225	300 x 187	300 x 169	340 - 334	31
350 x 265	350 x 219	350 x 197	390 - 384	36
400 x 300	400 x 250	400 x 225	440 - 434	40

PROJECTION CLOTHS

Front projection surfaces	Gain		Gain
Matte White	1.2	Cinesound*	0.7
Lumi Grey	0.8	Bright Contrast 3D 0.8*	0.8
Microperforated	1.1	Ultra HD*	1.2
Lumi Grey Microperforated	0.8	Rear Plus	1.1

*Limited in height

Warranty: 5 years on the motor - 24 months on the other components



Ratio 2.35:1

Ratio 16:9

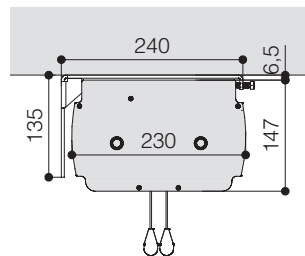
The **DOUBLE FORMAT** is a very innovative screen that introduces a new concept in the Home Cinema philosophy. Its aluminium housing contains two separate motorized rollers: on each roller you can choose a different projection screen with a different video format.

TECHNICAL SPECIFICATIONS

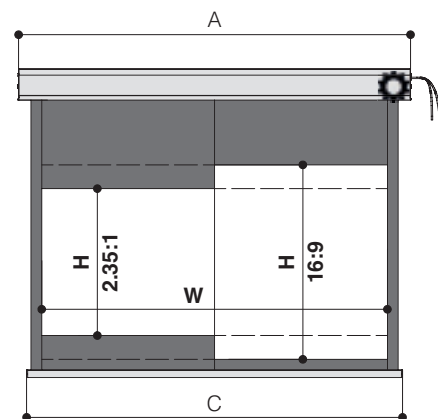
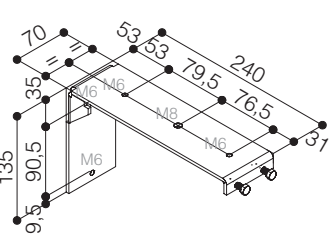
- Silent motor system provides a smooth and quiet operation
 - Power: **10 Nm**
 - Speed: **17 rpm**
 - Power supply: **230V / 50 Hz**
 - Consumption: **156 W**
 - Certification: **IMQ**
- Totally manufactured from aluminium
- Housing dimensions: 230x147 mm. (DxH)
- Housing painted with white epoxy powders (RAL 9010)
- Universal mounting brackets either for ceiling or wall included
- Two on/off switchers
- Power cable located at the **right** side of the screen housing seen from the front
- Flame-retardant projection surfaces – classification M1, M2 and B1
- Side black borders of 5 cm., black bottom border, black top drop and black dowel bar height 35 mm. depth 20 mm.

 Nm 9
Rpm 26
Faster motor
(optional)

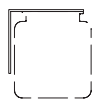
HOUSING DIMENSIONS



WALL CEILING BRACKET



Available in all video formats and bespoke sizes.



n.3
Wall/Ceiling
brackets



n.2
On/off
switchers

INCLUDED



Low voltage
contact
interface



Double RF
Remote control
with two external
receivers

OPTIONAL pag 62-63

DIMENSIONS measures in cm			
16:9 Ratio Viewing area (WxH)	2.35:1 Ratio Viewing area (WxH)	Overall dimensions A - C	Approx. net weight (Kg)
160 x 90	160 x 68	181 - 174	31
180 x 101	180 x 77	201 - 194	35
200 x 112	200 x 85	221 - 214	38
220 x 124	220 x 94	241 - 234	42
250 x 140	250 x 106	271 - 264	49
270 x 152	270 x 115	291 - 284	53
300 x 169	300 x 128	321 - 314	56

PROJECTION CLOTHS	
Front projection surfaces	Gain
Matte White	1.2
Lumi Grey	0.8
Microperforated	1.1
Lumi Grey Microperforated	0.8
Cinesound*	0.7
Fibre Matte*	1.25
Ultra HD*	1.2
Bright Contrast 3D 0.8	0.8

*Limited in height

Warranty: 5 years on the motor - 24 months on the other components

The measures in the drawings are expressed in millimetres.



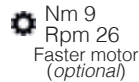
Ratio 2.35:1

Ratio 16:9

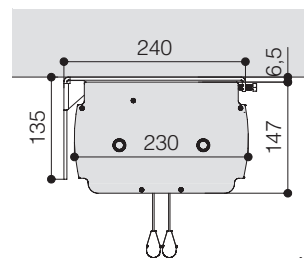
Peculiarity that diversify the **DOUBLE FORMAT TENSIONED** is the side tensioning system which allows to obtain excellent flatness on the whole surface.

TECHNICAL SPECIFICATIONS

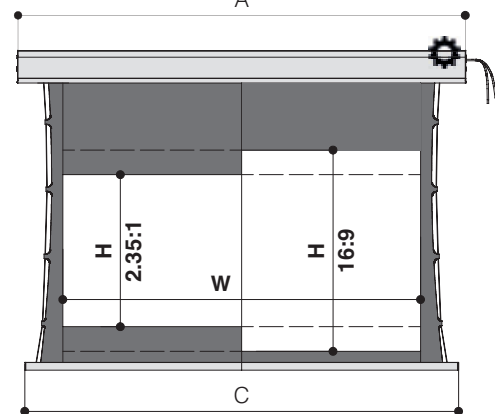
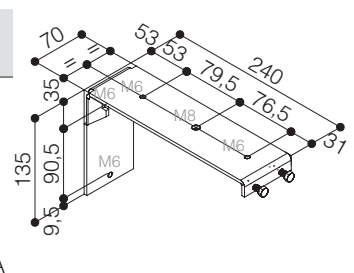
- Silent motor system provides a smooth and quiet operation
 - Power: **10 Nm**
 - Speed: **17 rpm**
 - Power supply: **230V / 50 Hz**
 - Consumption: **156 W**
 - Certification: **IMQ**
- Totally manufactured from aluminium
- Housing dimensions: 230x147 mm. (DxH)
- Housing painted with white epoxy powders (RAL 9010)
- Universal mounting brackets either for ceiling or wall included
- Two on/off switchers
- Power cable located at the **right** side of the screen housing seen from the front
- Flame-retardant projection surfaces – classification M1, M2 and B1
- Side tensioned black borders of 5 cm. (in the narrowest point), black bottom border, black top drop and black dowel bar height 35 mm. depth 20 mm.



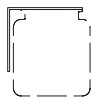
HOUSING DIMENSIONS



WALL CEILING BRACKET



Available in all video formats and bespoke sizes.



n.3 Wall/Ceiling brackets



n.2 On/off switchers

INCLUDED



Low voltage contact interface



Double RF Remote control with two external receivers

OPTIONAL pag 62-63

DIMENSIONS measures in cm			
16:9 Ratio Viewing area (WxH)	2.35:1 Ratio Viewing area (WxH)	Overall dimensions A - C	Approx. net weight (Kg)
160 x 90	160 x 68	200 - 194	31
180 x 101	180 x 77	220 - 214	35
200 x 112	200 x 85	240 - 234	38
220 x 124	220 x 94	260 - 254	42
250 x 140	250 x 106	290 - 284	49
270 x 152	270 x 115	310 - 304	53
300 x 169	300 x 128	340 - 334	56

PROJECTION CLOTHS	
Front projection surfaces	Gain
Matte White	1.2
Lumi Grey	0.8
Microperforated	1.1
Lumi Grey Microperforated	0.8
Cinesound*	0.7
Bright Contrast 3D 0.8*	0.8
Ultra HD*	1.2

*Limited in height

Warranty: 5 years on the motor - 24 months on the other components


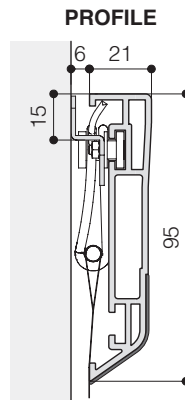
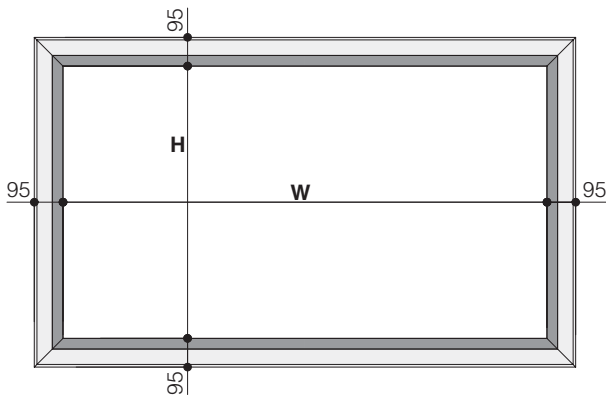


TECHNICAL SPECIFICATIONS

CANALETTO ELASTIC is the newest exclusive design aluminium frame screen developed by Macada Innovision. The product is a unique innovative combination of a velvet finishing and a black aluminium frame. Once Canaletto Elastic is wall mounted, brackets are completely hidden, so it seems to **fly in the air**.

Available in 1:1, 4:3, 16:9 and 16:10 ratios and bespoke sizes.

- Frame dimensions: 95x21 mm. (WxD)
- Aluminium frame painted with dull black epoxy powders (RAL 9005) and partially covered with black velvet
- Total frame depth including wall mounting brackets: 27 mm.
- Completely hidden wall mounting brackets on upper and lower frame for SAFE installation
- Full aluminium corners cut at 45°
- Easy and quick fixing of the projection surface with galvanized rods and rubber bands
- Available with 4K, 3D and 2D projection fabrics
- Flame retardant projection surfaces – classification M1, M2 and B1



The measures in the drawings are expressed in millimetres.

DIMENSIONS measures in cm				
1:1 Ratio Viewing area (WxH)	4:3 Ratio Viewing area (WxH)	16:10 Ratio Viewing area (WxH)	16:9 Ratio Viewing area (WxH)	Approx. net weight (Kg)
160 x 160	160 x 120	160 x 100	160 x 90	11
180 x 180	180 x 135	180 x 112	180 x 101	13
200 x 200	200 x 150	200 x 125	200 x 112	15
220 x 220	220 x 165	220 x 137	220 x 124	16
250 x 250	250 x 190	250 x 156	250 x 140	19
300 x 300	300 x 225	300 x 187	300 x 169	23
-	350 x 265	350 x 219	350 x 197	27
-	400 x 300	400 x 250	400 x 225	31

PROJECTION CLOTHS			
Front projection surfaces	Gain	Rear projection surfaces	Gain
White	1.2	Rear Plus	1.1
HD Performer	1.3	Rear Lux R114	2.5
Lumi Grey	0.8	Front Rear	0.9
Cinesound*	0.7	Green Screen	
Microperforated	1.1		
Lumi Grey Microperforated	0.8		
Foldaway*	1.5		
Fibre Matte*	1.25		
Bright Contrast 3D 0.8*	0.8		
Ultra HD*	1.2		
Oyster* (ALR)	0.8		

*Limited in height

Warranty: 24 months


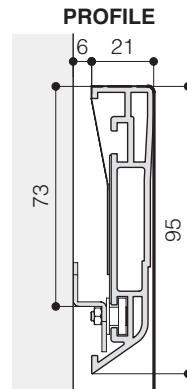
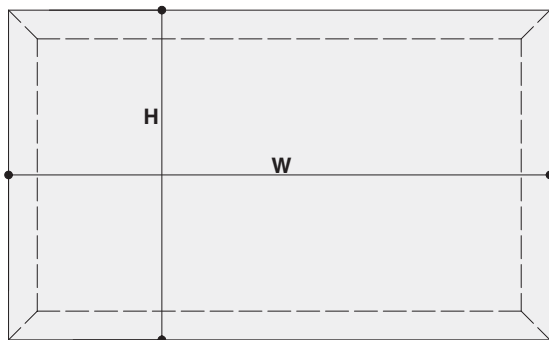


TECHNICAL SPECIFICATIONS

CANALETTO WRAP AROUND is an excellent design solution for fix installations in professional, corporate and Home Cinema environments. Canaletto Wrap Around is an **edge less frame screen** that allows to achieve a perfect, smart and design look, combining the best high quality projection fabrics with the most demanding design needs.

Available in 1:1, 4:3, 16:9 and 16:10 ratios or bespoke sizes.

- Smart and neat finishing of the wrap **around corners**
- Outside frame screen dimension is the same as the viewing area
- Edges are 90° in all directions – full squareness
- Total frame depth including wall mounting brackets: 27 mm.
- Wall mounting brackets on upper and lower frame for SAFE installation
- Fixing brackets are NOT VISIBLE with wall mounted screen
- Innovative easy and quick fixing of the projection surface to the rear side of the frame with Velcro strip
- Available with 3D and 2D projection fabrics
- Flame retardant projection surfaces – classification M1, M2 and B1




The measures in the drawings are expressed in millimetres.

DIMENSIONS measures in cm				
1:1 Ratio Viewing area (WxH)	4:3 Ratio Viewing area (WxH)	16:10 Ratio Viewing area (WxH)	16:9 Ratio Viewing area (WxH)	Approx. net weight (Kg)
160 x 160	160 x 120	160 x 100	160 x 90	11
180 x 180	180 x 135	180 x 112	180 x 101	13
200 x 200	200 x 150	200 x 125	200 x 112	15
220 x 220	220 x 165	220 x 137	220 x 124	16
250 x 250	250 x 190	250 x 156	250 x 140	19
300 x 300	300 x 225	300 x 187	300 x 169	23
-	350 x 265	350 x 219	350 x 197	27
-	400 x 300	400 x 250	400 x 225	31

PROJECTION CLOTHS			
Front projection surfaces	Gain		
White	1.2		
Lumi Grey	0.8		
Microperforated	1.1		
Lumi Grey Microperforated	0.8		
Foldaway*	1.5		
Bright Contrast 3D 0.8*	0.8		
Ultra HD*	1.2		
Green Screen			

*Limited in height

Warranty: 24 months



GLANCE OF THE BEZEL
Covered with velvet
only 14 mm

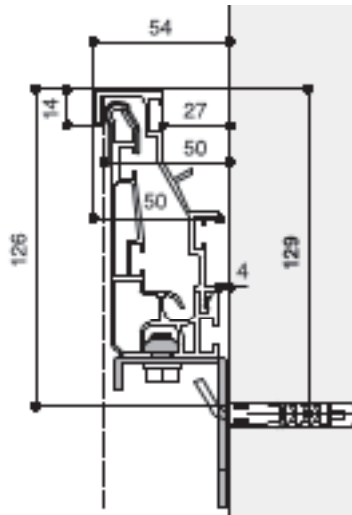
TECHNICAL SPECIFICATIONS

LEONARDO is the brand new Macada Basic innovative frame screen. The unique feature of this product is an **extremely thin bezel** covered with velvet that aims to satisfy the most demanding requirements in terms of design and aesthetics. This bezel will be all around only 14 mm. high and even with such a small bezel, the projection surface will be fixed with the exclusive elastic system of Macada Innovision, which guarantees a perfect flatness of the cloth.

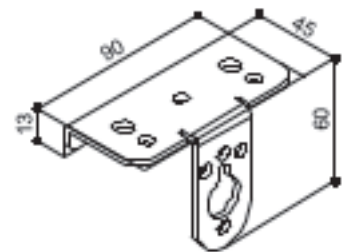
- Frame dimensions: 14x50 mm. (WxD)
- Raw aluminium frame covered with black velvet
- No visible brackets are included in order to fix the screen to the wall
- Projection surface anchoring system with galvanized rods and rubber bands
- Flame-retardant projection surfaces – classification M1, M2 and B1

Available in 4:3, 16:10, 16:9, 21:9 and 2,39:1 ratios or bespoke sizes.

PROFILE



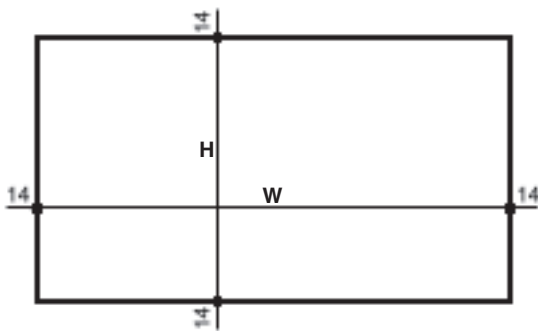
WALL BRACKET



IMPORTANT NOTE



The projection surface **OYSTER** cannot be mounted if the screen will be installed in an environment with 70% or more of humidity rate.



DIMENSIONS measures in cm

Ratio 4:3 Dimensions (WxH)	Ratio 16:10 Dimensions (WxH)	Ratio 16:9 Dimensions (WxH)	Ratio 21:9 Dimensions (WxH)	Ratio 2,39:1 Dimensions (WxH)	Approx. net weight (Kg)
160 x 120	160 x 100	160 x 90	160 x 69	160 x 67	16
180 x 135	180 x 112	180 x 101	180 x 77	180 x 75	18
200 x 150	200 x 125	200 x 112	200 x 86	200 x 84	19
220 x 165	220 x 137	220 x 124	220 x 94	220 x 92	21
250 x 190	250 x 156	250 x 140	250 x 107	250 x 105	24
300 x 225	300 x 187	300 x 169	300 x 129	300 x 126	28
350 x 265	350 x 219	350 x 197	350 x 150	350 x 146	33
400 x 300	400 x 250	400 x 225	400 x 171	400 x 167	37

PROJECTION SURFACES

Front projection surfaces	Gain
White	1.2
HD Performer	1.3
Oyster* (ALR)	0.8
Microperforated	1.1
Lumi Grey Microperforated	0.8
Lumi Grey	0.8
Bright Contrast 3D 0.8*	0.8

*Limited in height

Warranty: 24 months

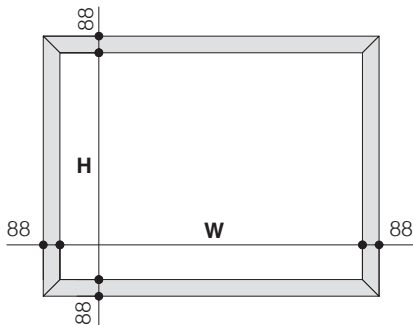


TECHNICAL SPECIFICATIONS

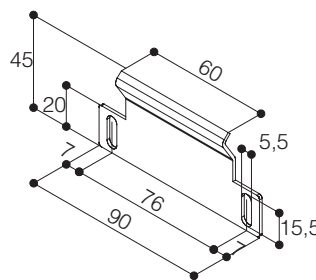
MODIGLIANI is an aluminium rounded frame screen for Home Theatre and Professional applications available with black powder coating. Once Modigliani is fixed to the wall, the elegant rounded frame seems to float in the air.
MODIGLIANI VELVET is also available with velvet finishing on the frame.

- Frame dimensions: 88x31 mm. (WxD)
- Aluminium frame painted with dull black epoxy powders (RAL 9005)
- No visible brackets are needed to fix the screen to the wall: at the rear side of the frame an aluminium profile allows to hang it directly to the wall bracket
- Cloth can be easily and quickly fixed to the rear side of the frame with galvanized rods and rubber bands.
- Flame-retardant projection surfaces - classification M1, M2 and B1

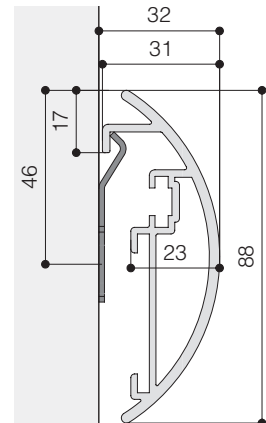
Available in 4:3, 16:9 and 16:10 ratios or bespoke sizes.



WALL BRACKET



PROFILE



The measures in the drawings are expressed in millimetres.

DIMENSIONS measures in cm			
4:3 Ratio Viewing area (WxH)	16:10 Ratio Viewing area (WxH)	16:9 Ratio Viewing area (WxH)	Approx. net weight (Kg)
160 x 120	160 x 100	160 x 90	12
180 x 135	180 x 112	180 x 101	14
200 x 150	200 x 125	200 x 112	16
220 x 165	220 x 137	220 x 124	17
250 x 190	250 x 156	250 x 140	19
300 x 225	300 x 187	300 x 169	23

PROJECTION CLOTHS			
Front projection surfaces	Gain		Gain
White	1.2	Fibre Matte*	1.25
HD Performer	1.3	Ultra HD*	1.2
Lumi Grey	0.8	Bright Contrast 3D 0.8*	0.8
Cinesound	0.7	Oyster* (ALR)	0.8
Microperforated	1.1	Foldaway*	1.5
Lumi Grey Microperforated	0.8		

*Limited in height

Warranty: 24 months



FLOORSTANDS
for FLAT ELASTIC/PRESS
(optional)

FLAT ELASTIC and **FLAT PRESS** are the right solutions for the installer who needs a frame screen either for rear or for front projection. They bring together high quality standards with a good versatility.

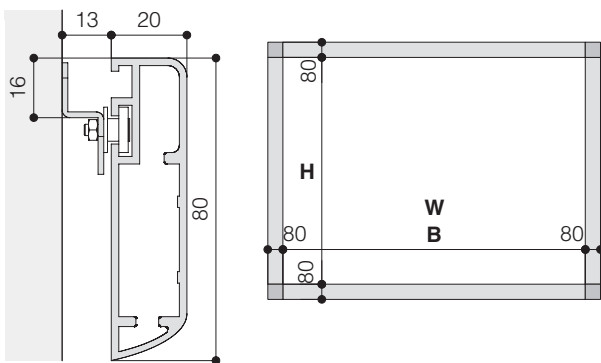
Available 1:1, 4:3, 16:9 and 16:10 formats or bespoke sizes.

TECHNICAL SPECIFICATIONS

- Smart design and easy to install
- Aluminium frame painted with dull black epoxy powders (RAL 9005 and plastic joint corners for SAFETY reasons*
- On request the corners can be of aluminium cut at 45°
- Frame dimensions: 80x20 mm. (WxD)
- Flat elastic: projection surface anchoring system is with galvanized rods and rubber bands
- Flat press: projection surface anchoring system is with press - stud buttons
- Wall mounting brackets on upper and lower frame for safe installation
- Flame-retardant projection surfaces - classification M1, M2 and B1

* Standard aluminium corners cut at 45° on screens bigger than 300 cm. of width.

PROFILE



Wall bracket



Flat Elastic anchoring system



Flat Press anchoring system

The measures in the drawings are expressed in millimetres.

DIMENSIONS measures in cm

1:1 Ratio Viewing area (WxH)	4:3 Ratio Viewing area (WxH)	16:10 Ratio Viewing area (WxH)	16:9 Ratio Viewing area (WxH)	Approx. net weight (Kg)
160 x 160	160 x 120	160 x 100	160 x 90	11
180 x 180	180 x 135	180 x 112	180 x 101	13
200 x 200	200 x 150	200 x 125	200 x 112	14
220 x 220	220 x 165	220 x 137	220 x 124	16
250 x 250	250 x 190	250 x 156	250 x 140	19
300 x 300	300 x 225	300 x 187	300 x 169	23
-	350 x 265	350 x 219	350 x 197	27
-	400 x 300	400 x 250	400 x 225	31

PROJECTION CLOTHS

Front projection surfaces	Gain	Rear projection surfaces	Gain
White	1.2	Rear Plus	1.1
HD Performer	1.3	Rear Lux R114	2.5
Lumi Grey	0.8	Front Rear	0.9
Cinesound*	0.7		
Microperforated	1.1		
Lumi Grey Microperforated	0.8		
Foldaway*	1.5		
Fibre Matte*	1.25		
Bright Contrast 3D 0.8*	0.8		
Ultra HD*	1.2		
Green Screen			

Warranty: 24 months

*Limited in height



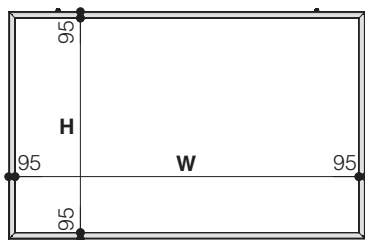
Floorstands for FlatMax
(optional - details p. 64)

The **FLATMAX** is a frame suitable to manufacture large frame screens from 5 metres up to 10 metres of width. It is provided with the elastic anchoring system and its advantage is to have shiftable fixing points for the projection cloth. The screen can be wall mounted or it can be installed flying from the ceiling by steel cables.

Available 4:3, 16:9 and 16:10 formats or bespoke sizes.

TECHNICAL SPECIFICATIONS

- Smart design and easy to install
- Rugged aluminium profile suitable for big dimensions' screens
- Frame dimensions: 95x55 mm. (WxD)
- Aluminium frame painted with dull black epoxy powders (RAL 9005) and aluminium edges cut at 45°
- Top and bottom wall mounting brackets included
- Eye-bolts for ceiling mounting also included
- For all FLATMAX screens that have to be **ceiling mounted, a central aluminium rod will be added** at the rear side of the frame (optional)
- Projection fabrics are flame-retardant, classification M1, M2 and B1
- Total frame depth including wall mounting brackets: 68 mm.



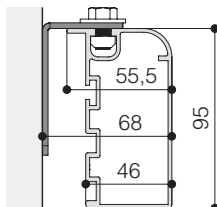
Elastic anchoring system



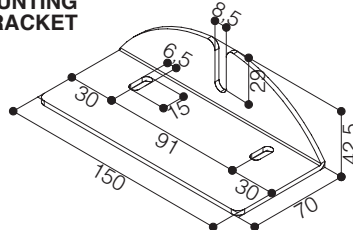
Lifting ring
(included)



Truss mounting bracket
(optional - p. 64)



MOUNTING BRACKET



Width viewing area	500	600	700	800	900	1000
n. TOP brackets	3	3	3	4	4	4
n. BOTTOM brackets	1	1	1	2	2	2

DIMENSIONS measures in cm			
4:3 Ratio Viewing area (WxH)	16:9 Ratio Viewing area (WxH)	16:10 Ratio Viewing area (WxH)	Approx. net weight (Kg)
500 x 375	500 x 312	500 x 281	53
600 x 450	600 x 375	600 x 337	65
700 x 525	700 x 437	700 x 394	76
800 x 600	800 x 500	800 x 450	87
900 x 675	900 x 562	900 x 506	98
-	1000 x 625	1000 x 562	108

PROJECTION CLOTHS			
Front projection surfaces	Gain	Rear projection surfaces	Gain
White	1.2	Rear Plus	1.1
HD Performer	1.3	Rear Lux R114	2.5
Microholes	1.0	Front Rear	0.9
Ultra HD*	1.2		
Green Screen			

Warranty: 24 months



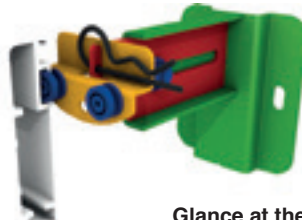
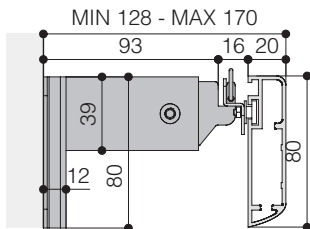
FLAT ELASTIC VELVET CURVED is a curved fixed frame screen which enables the spectator to feel himself completely involved inside the projected movie.

This screen is supplied covered with a black velvet finishing that absorbs the eventual light from the projector which does not perfectly fit the viewing area.

TECHNICAL SPECIFICATIONS

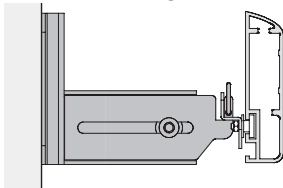
- Smart design and easy to install
- Frame dimensions: 80x20 mm. (WxD)
- Frame corners cut at 45°
- Frame covered with black velvet finishing
- Frame curved with a radius of 12 mt.
- Projection surface anchoring system with galvanized rods and rubber bands
- Extensible wall mounting brackets with a SECURITY pin for upper and lower frame for SAFE installation
- Flame-retardant projection surfaces - classification M1 - M2 and B1

UPPER MOUNTING BRACKET

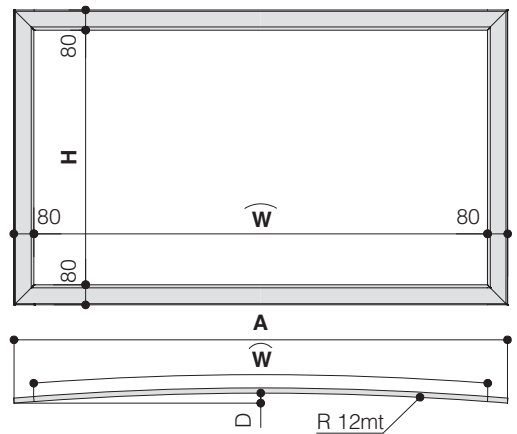


Glance at the mounting bracket

LOWER MOUNTING BRACKET



Elastic anchoring system



The measures in the drawings are expressed in millimetres.

DIMENSIONS measures in cm

4:3 Ratio Viewing area (WxH)	16:10 Ratio Viewing area (WxH)	16:9 Ratio Viewing area (WxH)	Overall dimensions A - D	Approx. net weight (Kg)
180 x 135	180 x 112	180 x 101	196 - 4,0	13
200 x 150	200 x 125	200 x 112	216 - 5,0	14
220 x 165	220 x 137	220 x 124	236 - 6,0	16
250 x 190	250 x 156	250 x 140	266 - 7,5	19
300 x 225	300 x 187	300 x 169	315 - 10,5	23
350 x 265	350 x 219	350 x 197	365 - 14,0	27
400 x 300	400 x 250	400 x 225	414 - 18,0	31

PROJECTION CLOTHS

Front projection surfaces	Gain	Rear projection surfaces	Gain
White	1.2	Rear Plus	1.1
HD Performer	1.3	Rear Lux R114	2.5
Lumi Grey	0.8	Front Rear	0.9
Microperforated	1.1		
Lumi Grey Microperforated	0.8		
Cinesound*	0.7		
Foldaway*	1.5		
Fibre Matte*	1.25		
Bright Contrast 3D 0.8*	0.8		
Ultra HD*	1.2		

*Limited in height

Warranty: 24 months



Rear view

Side view

Front view

FLEXFIX frame screens are designed for rental and staging purposes. It features easy interlocking joints that lock the frame parts during setup and the cloth has press studs along the border, that allow to quickly mount the projection surface onto the frame.

The frame is specifically made in an arc shape in order to guarantee a perfect tension of the projection surface on all the four sides.

The FLEXFIX screen is made all of high quality lightweight aluminum alloy and it is available in 16:9 and 16:10 formats up to a maximum viewing size of 475x297 cm. with a range of **seamless** projection surfaces. The FlexFix offers the possibility to add frame sections and different projection cloths in order to obtain different screen's sizes.

Moreover, sturdy T-shape interlocking floor stands and a softbag are included.

Optional: - Hard wheeled carrying case
- Smart and ruggedized trolley bag


Available in 16:9 and 16:10 formats



Perimetral black border
5 cm. wide on each side



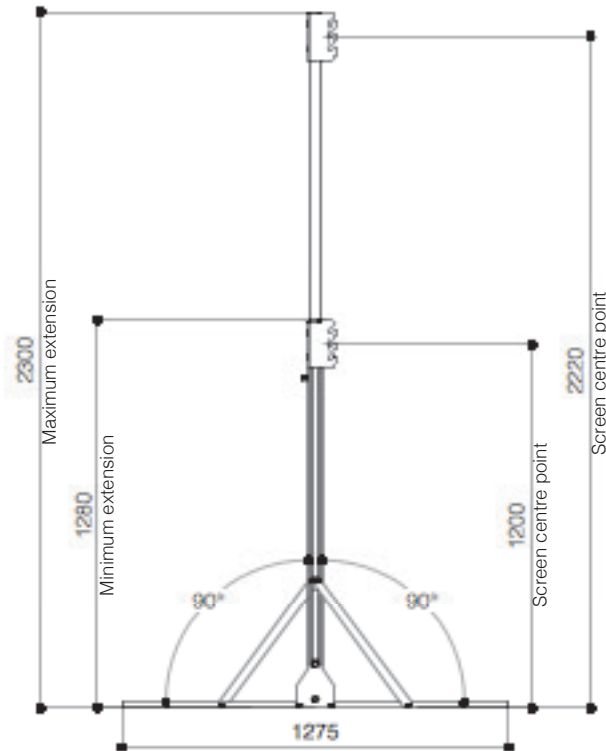
Detail of floor stand



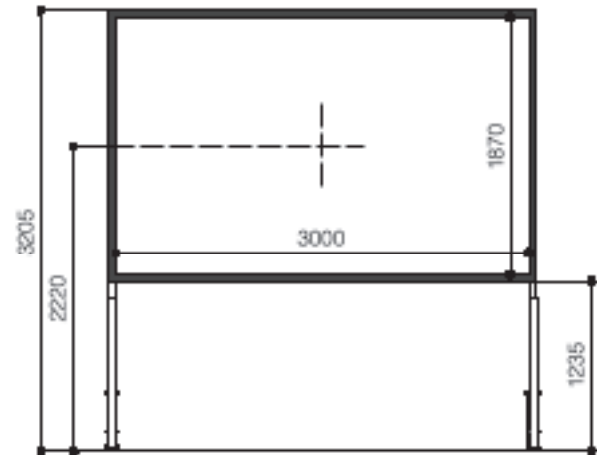
Floorstand fixing bracket

Warranty: 24 months

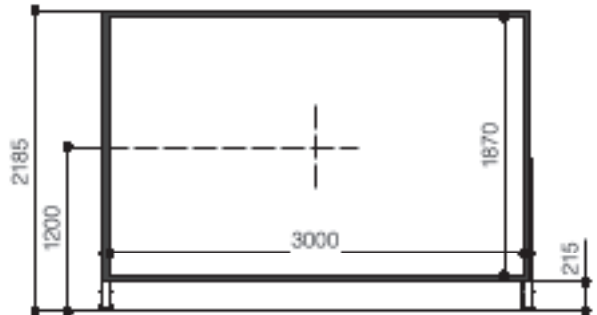
OVERALL DIMENSIONS
OPEN FLOOR STAND



EXAMPLE
FLEXFIX 300x187 cm.
(floor stands in maximum extension)

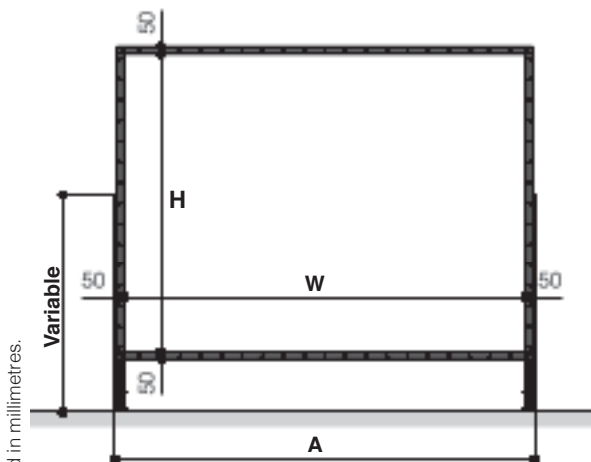


EXAMPLE
FLEXFIX 300x187 cm.
(floor stands in minimum extension)



TECHNICAL SPECIFICATIONS

- Very easy and quick to set up
- Lightweight aluminum alloy profile with snap joints
- Eyebolts for ceiling mounting included (3 pcs.)
- Frame dimensions 57x24 mm. (WxD)
- Maximum total extension of the floor stands: 230 cm.
- The floor stands have fixing brackets that allow to slide and fix screen's frame at the desired height.
- Interlocking sturdy height adjustable floor stands (**included**)
- Softbag (**included**)
- Rugged polyethylene wheeled carrying case (**optional**)
- Smart and ruggedized trolley bag (**optional**)
- Truss mounting brackets - 2 units per screen needed (**optional**)



The measures in the drawings are expressed in millimetres.

DIMENSIONS measures in cm			
16:10 Ratio Viewing area (WxH)	16:9 Ratio Viewing area (WxH)	Overall dimensions A	Approx. net weight (Kg)
250 x 156	250 x 140	260	20
300 x 187	300 x 169	310	23
350 x 219	350 x 197	360	24
400 x 250	400 x 225	410	27
475 x 297	475 x 267	485	31

PROJECTION CLOTHS			
Front projection surfaces	Gain	Rear projection surfaces	Gain
HD Performer	1.3	FlexFix Dual	0.8
Green Screen		Rear Lux R114	2.5

Warranty: 24 months



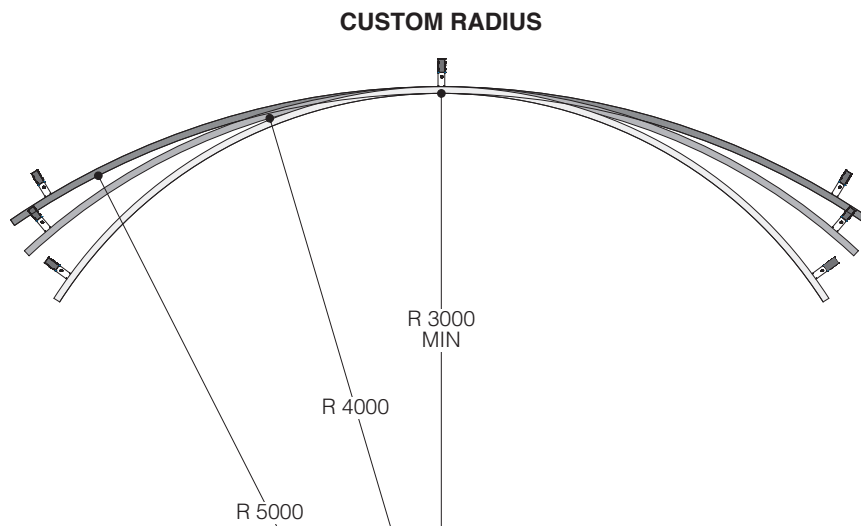
ARC WRAP AROUND is an innovative brand new frame structure developed in order to obtain **curved** screens up till 180°.

This screen is suitable to be used both with front projection surfaces and with rear projection fabrics.

Arc is an excellent solution for **simulation rooms** like for military, defense or medical purposes; for **leisure** and **theme parks** or **museums** where the spectator has to be completely involved inside the projection.

This product is indicated in all **edge-blending** applications.

Available in bespoke sizes and bespoke radius.



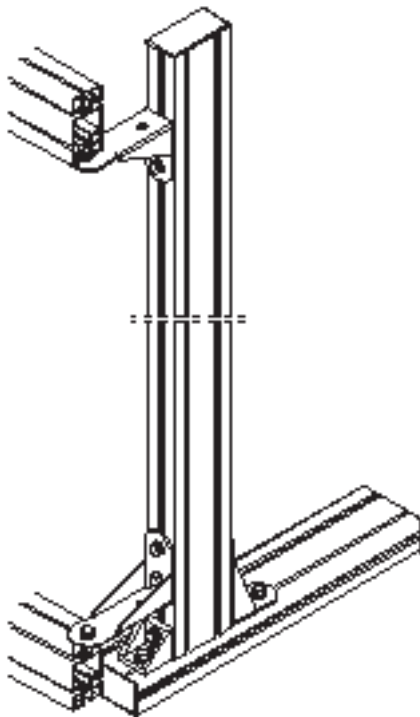
Warranty: 24 months



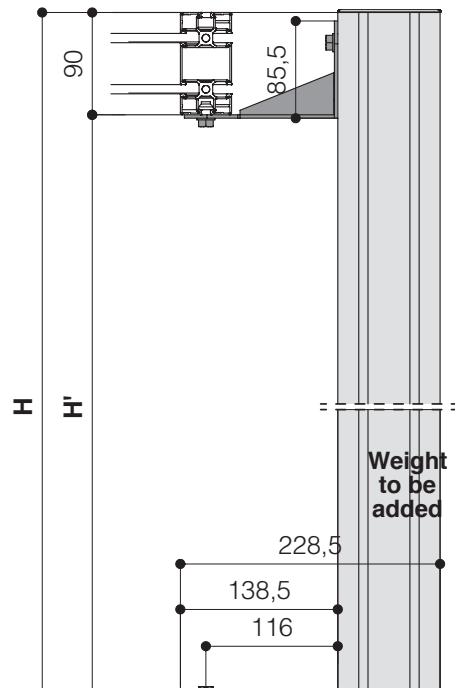
TECHNICAL SPECIFICATIONS

- Smart design and easy to install
- Frame dimensions: 95x45 mm. (WxD)
- Aluminium frame with edges cut at 45°
- Minimum radius of curved screen is 3 mt.
- Black anodized aluminium frame
- **Projection surface wrap around** and anchoring system with galvanized rods and rubber bands
- Floorstands that offers both front and rear projection possibility
- Flame-retardant projection surfaces, classification M1, M2 and B1

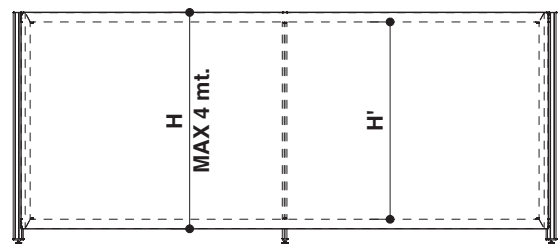
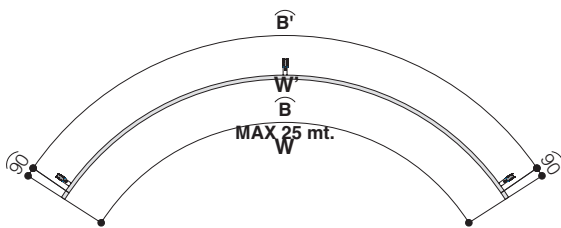
FLOORSTANDS



UPPER VIEW



FRONT VIEW



PROJECTION CLOTHS

Front projection surfaces	Gain	Rear projection surfaces	Gain
White	1.2	Rear Plus	1.1
HD Performer	1.3	Rear Lux R114	2.5
Microholes	1.0	Front Rear	0.9
Lumi Grey	0.8		
Bright Contrast 3D 0.8*	0.8		
Ultra HD*	1.2		
Green Screen			

Example of viewing area of customized screen

FRONT PROJECTION (WxH) 12 mt. x 2,25 mt.

REAR PROJECTION (W'xH') 11,82 mt. x 2,07 mt.

Warranty: 24 months

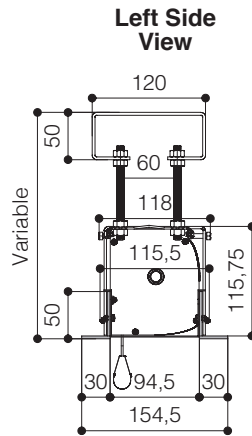

*Limited in height

The measures in the drawings are expressed in millimetres.

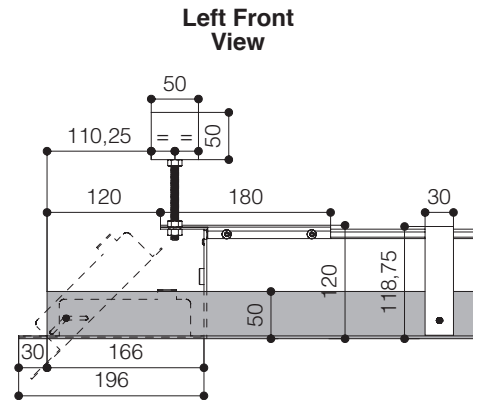
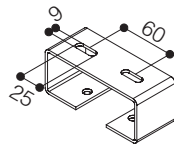
The **FALSE CEILING TRIM KIT** for **COMPACT** and **MAJOR** is a particular accessory that enables to hide the cabinet inside a false ceiling.
This kit is made from aluminium entirely powder coated in white colour (RAL 9010).
It is an essential accessory in the range of products for video-projection because it is accessible also when it is installed inside the false ceiling.
Therefore, if you need to make ordinary or special maintenance to the screen, it can be easily pulled-out whenever it is necessary.
This trim kit can be fixed both in panel-type false ceilings and in fixed-type false ceilings, with a maximum height of 110 cm and minimum height of 12 cm.
The trim kit is available for Compact screens from 160 cm. to 300 cm. of width whereas for Major screens from 300 cm. till 450 cm. of width and for all bespoke sizes on both screens.



FALSE CEILING TRIM KIT FOR COMPACT



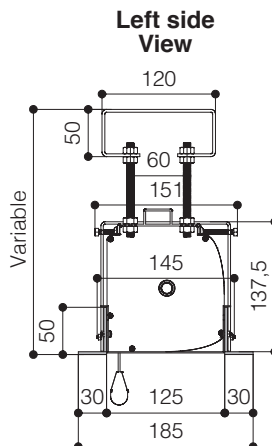

Ceiling mounting bracket



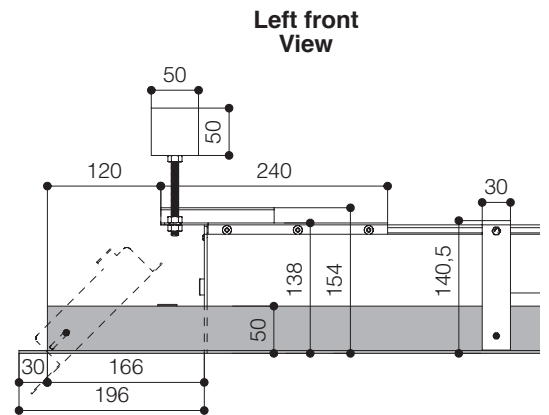
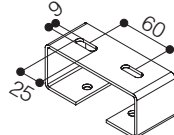
Width of the hole to be made in the false ceiling: **13 cm.**

LENGTH OF HOLE IN FALSE CEILING	
Compact without borders	Width of viewing area + 41 cm
Compact HC or with side borders	Width of viewing area + 51 cm
Compact Tensioned	Width of viewing area + 70 cm

FALSE CEILING TRIM KIT FOR MAJOR



Ceiling mounting bracket



Width of the hole to be made in the false ceiling: **15,5 cm.**

LENGTH OF HOLE IN FALSE CEILING	
Major without borders	Width of viewing area + 43 cm
Major HC or with side borders	Width of viewing area + 53 cm
Major Tensioned	Width of viewing area + 72 cm

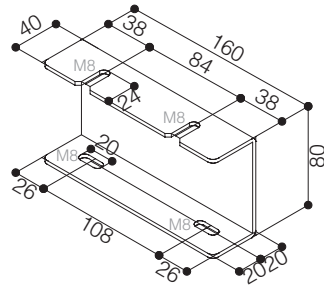
Warranty: 24 months

The measures in the drawings are expressed in millimetres.


The **FALSE CEILING TRIM KIT** for **MAJOR PRO-C** screens is an accessory that enables to hide the large cabinet of a Major Pro-C inside a false ceiling. This kit is made of aluminium entirely powder coated in white colour (RAL 9010). **IMPORTANT:** The TRIM KIT has to be ordered together with the Major Pro-C (cannot be retrofitted).



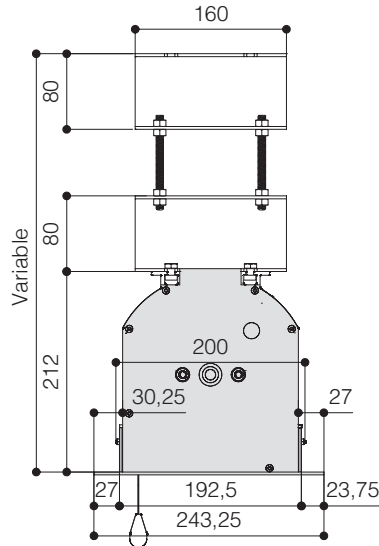
CEILING MOUNTING BRACKET



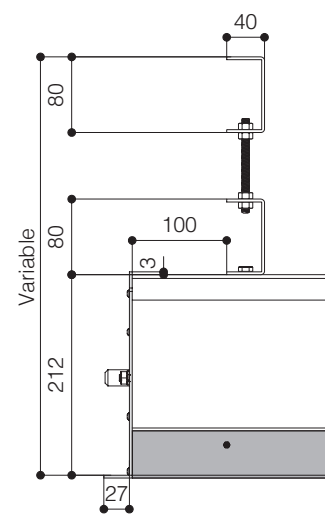
FALSE CEILING TRIM KIT FOR MAJOR PRO-C



Left Side View

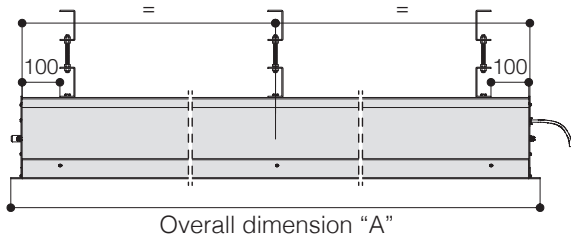


Left Front View

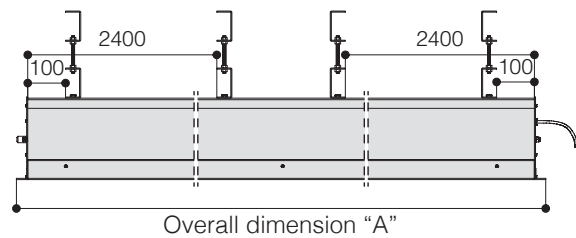


MOUNTING DISTANCES OF BRACKETS

Major Pro-C 500 - 600 cm. of width



Major Pro-C 700 cm. of width



Width of the hole to be made in the false ceiling: **22 cm.**

LENGTH OF HOLE IN FALSE CEILING	
Major Pro-C without borders	Width of viewing area + 22 cm
Major Pro-C with borders	Width of viewing area + 32 cm
Major Pro-C Tensioned	Width of viewing area + 72 cm

HOUSING OVERALL DIMENSIONS

MODEL	OVERALL DIMENSIONS "A"
Major Pro-C 500 cm.	524,5 cm
Major Pro-C Tensioned 450 cm.	524,5 cm
Major Pro-C 600 cm.	624,5 cm
Major Pro-C Tensioned 550 cm.	624,5 cm
Major Pro-C 700 cm.	724,5 cm
Major Pro-C Tensioned 650 cm.	724,5 cm

Warranty: 24 months



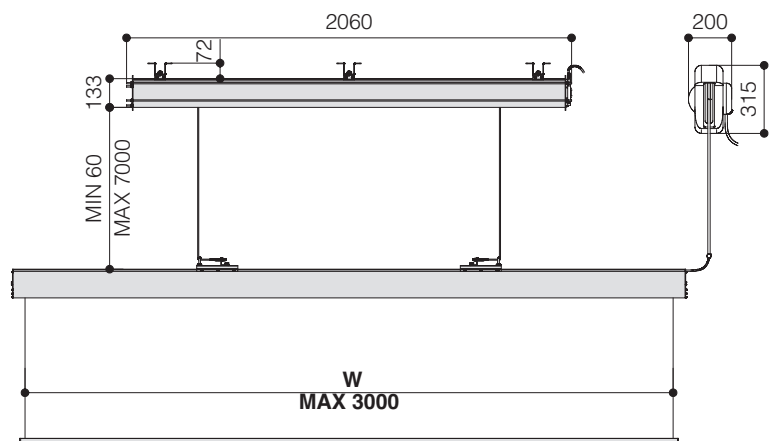
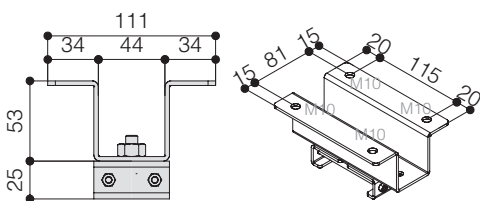
TECHNICAL SPECIFICATIONS

This **SCREEN WINCH SYSTEM** is a screen lift for motorized screens **up to 300 cm.** of width. The maximum stroke of the Screen Winch System is 7 mt. Screen Winch is supplied with a manual on/off switcher but can be also ordered with a multichannel external RF remote control. It is supplied with three brackets for fixing the winch to the ceiling and a cable coiler, to be positioned to the ceiling behind the screen winch. Its purpose is to supply power to the electrical projection screen. Moreover, a **SAFETY DEVICE** is built-in in order to offer maximum security in case of any failure of the mechanism.

- Motor specifications:
 - Power: **60 Nm**
 - Speed: **11 rpm**
 - Power supply: **230V / 50 Hz**
 - Consumption: **265 W**
 - Certification: **IMQ**
- Safety device and cable coiler included
- Roll down speed of Screen Winch System: 19 sec./metre
- Two strong steel cables diametre: 3 mm. – Breaking test load: 350 kg. for each cable
- Screen Winch housing dimensions: 2060x200x170 mm. (WxDxH)
- Net weight of the Screen Winch System: kg. 30
- Maximum load that can be hung to the winch: kg. 36
- Safety device and cable coiler included
- On the Screen Winch can only be mounted one of the following screens: COMPACT, ELLIPSE, E-LITE up to 300 cm. of width.
- **Screen Winch System plus screen housing in closed position: minimum height 35 cm.**

Optional: Sloping ceiling brackets (p. 70)

CEILING MOUNTING BRACKET



The measures in the drawings are expressed in millimetres.

Warranty: 5 years on the motor - 24 months on the other components



TECHNICAL SPECIFICATIONS

This **SCREEN WINCH SYSTEM** is a particular lift that enables to lower until 7 mt. electrical screens from 300 cm. to 450 cm. of width.

The Screen Winch is supplied with a manual on/off switcher but can be also ordered with an external multichannel RF remote control.

It is supplied with six brackets: three for fixing the winch to the ceiling and three for mounting the screen to the central beam.

A cable coiler, to be fixed to the ceiling behind the screen winch, is included; its purpose is to supply power to the electrical projection screen.

A **SAFETY DEVICE** is built-in, in order to offer maximum security in case of any failure of the mechanism.

Optional: Sloping ceiling brackets (p. 70)

- Motor specifications:

- Power: **60 Nm**
- Speed: **11 rpm**
- Power supply: **230V / 50 Hz**
- Consumo: **265 W**
- Certification: **IMQ**

- Safety device and cable coiler included

- Roll down speed of Screen Winch System: 19 sec./metre

- Two strong steel cables diametre: 3 mm. – Breaking test load: 350 kg. for each cable

- Screen Winch housing dimensions: 2060x200x170 mm. (WxDxH)

- Beam dimensions: 45x90 mm. (DxH) – Length of the beam is approximately the same of the length of the projection screen housing

- Net weight of the Screen Winch System: kg. 40

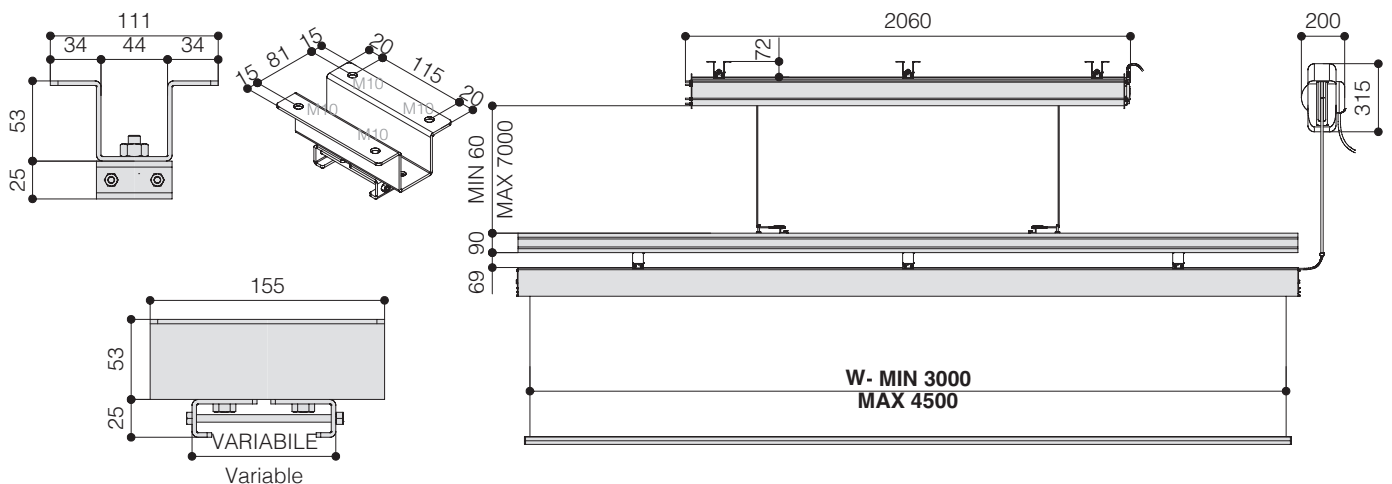
- Maximum load that can be hung to the beam: kg. 36

- On the Screen Winch can only be mounted MAJOR screens from 300 cm. up to 450 cm. of width.

- **Screen Winch System plus screen housing in closed position: minimum height 52 cm.**

CEILING MOUNTING BRACKET

The measures in the drawings are expressed in millimetres.



Warranty: 5 years on the motor - 24 months on the other components

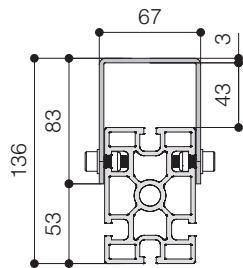
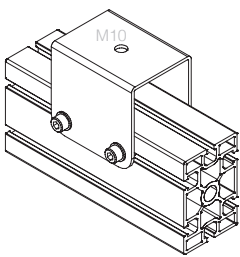


TECHNICAL SPECIFICATIONS

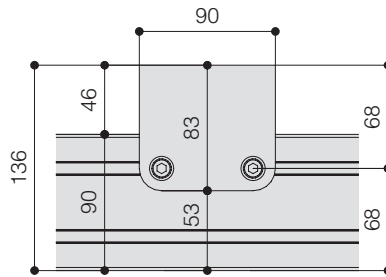
This **SCREEN WINCH SYSTEM** for **MAJOR PRO-C** is a particular lift that enables to lower until 7 mt. electrical screens from 500 cm. to 700 cm. of width. The Screen Winch is supplied with a manual on/off switcher but can be also ordered with a double channel RF remote control with external receivers. A **SAFETY DEVICE** is built-in, in order to offer maximum security in case of any failure of the mechanism.

- Motor specifications:
 - Power: **85 Nm**
 - Speed: **17 rpm**
 - Power Supply: **230V / 50 Hz**
 - Consumption: **450 W**
 - Certification: **IMQ**
- Two strong steel cables diametre: 3 mm. - Breaking test load: 350 kg. for each cable
- Maximum load that can be hung to the winch: kg. 125
- **On the Screen Winch can only be mounted MAJOR PRO-C screens up to 700 cm. of width.**

MOUNTING BRACKETS

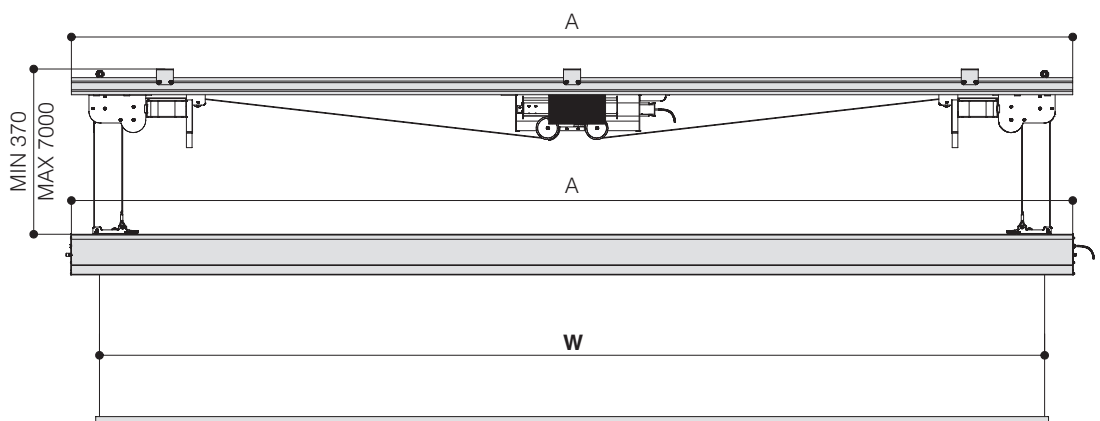
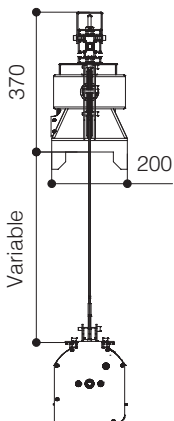


SIDE VIEW




FRONT VIEW

Screen Winch per Major Pro-C 500 cm	75 Kg
Screen Winch per Major Pro-C 600 cm	80 Kg
Screen Winch per Major Pro-C 700 cm	85 Kg



The measures in the drawings are expressed in millimetres.

Warranty: 5 years on the motor - 24 months on the other components

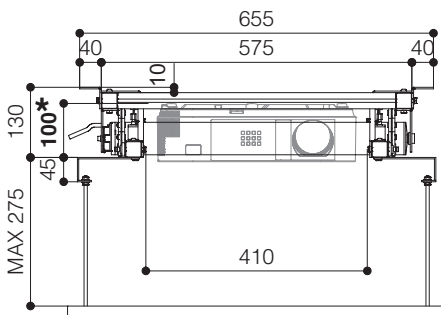


The **PROJECTOR LIFT SI-30** is a versatile very compact projector lift that enables the installation of projectors in environments where particular aesthetical solutions are required.

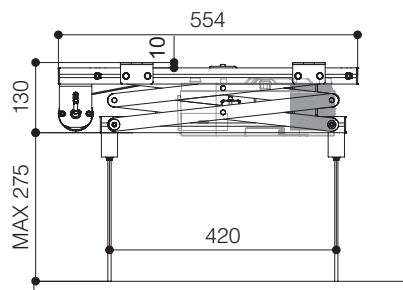
The product has been developed to be installed inside a false ceiling where very few space is available. You need inside the false ceiling **only 13 cm.** of minimum height to install lift and projector. The SI-30 is supplied with an extremely silent motor that allows a maximum extent of 48 cm. The lift is supplied with **safety screws**.

** Ceiling cover plate is NOT included*

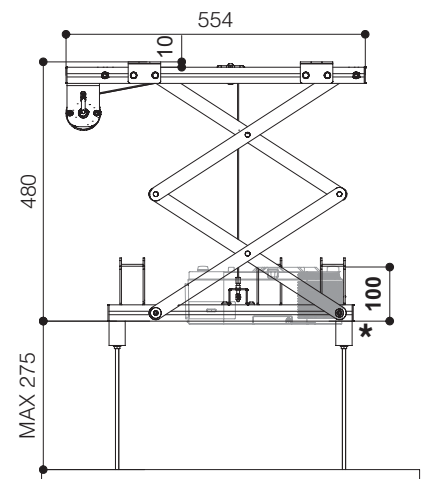
Frontal view closed



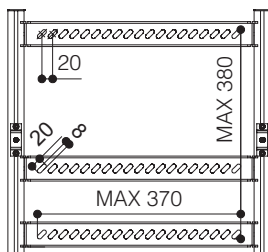
Side view closed



Side view open



Maximum size projector anchoring points



*With lift in closed position minimum height required in false ceiling:

-> **Projector height + 3 cm. + thickness of ceiling cover plate**

(In any case, minimum height required in the false ceiling: 13 cm.)

Optionals:


- Ceiling tile holder CT-570
- Kit RF remote control with external receiver
- Interface switch 12 volt
- Low voltage contact interface

TECHNICAL SPECIFICATIONS

POWER SUPPLY	220-230V - 50HZ
MAXIMUM CONSUMPTION	156 W
TORQUE	10 Nm
MOTOR SPEED	17 rpm
DIMENSIONS LIFT CLOSED	575x130x554 (WxHxD in mm)
DIMENSIONS LIFT OPENED	575x480x554 (WxHxD in mm)
MAXIMUM SIZE FIXING POINTS OF PROJECTOR	370x380 (WxD in mm)
MAXIMUM PROJECTOR DIMENSIONS	410x440 (WxD in mm)
MAXIMUM CAPACITY	15 Kg
NET WEIGHT OF THE PROJECTOR LIFT	11 Kg
CABLE MANAGEMENT SYSTEM INCLUDED	

Warranty: 5 years on the motor - 24 months on the other components

The measures in the drawings are expressed in millimetres.



The **PROJECTOR LIFT SI-100** is a versatile product that enables the installation of projectors in environments where particular aesthetical solutions are needed.

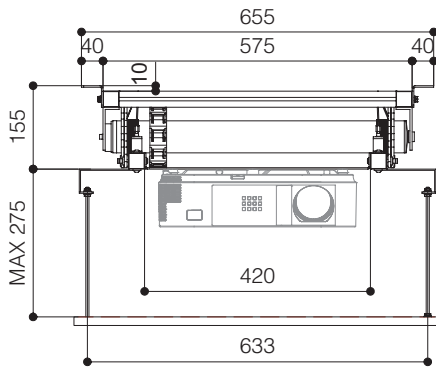
The product has been developed to be installed inside false ceilings in order to hide projector, lift and cables, thus granting the best aesthetic and practical solution.

SI-100 is supplied with an extremely silent motor that allows a descent from a minimum of 16 cm. to a maximum extent of 97 cm.

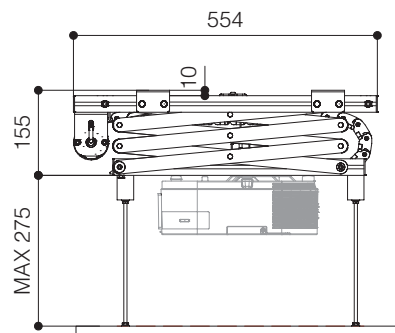
An interesting element of this lift is a cable gathering system with a raceway where to put the cables of the projector, so they will be hidden and tidy gathered together when the projector lift is moving. The lift is supplied with **safety screws**.

** Ceiling cover plate is NOT included*

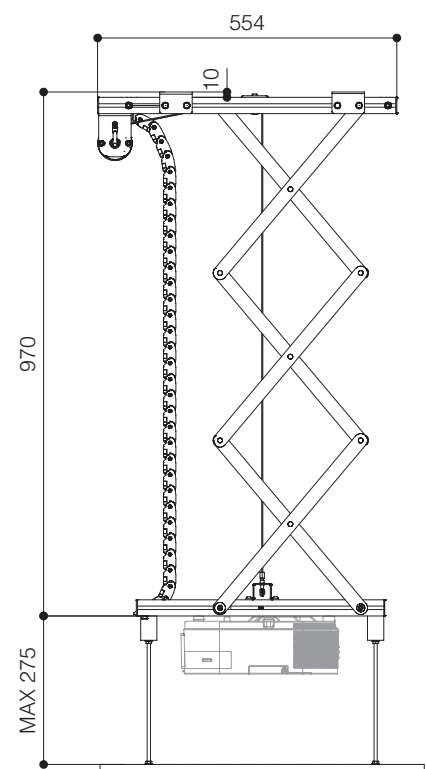
Frontal view closed



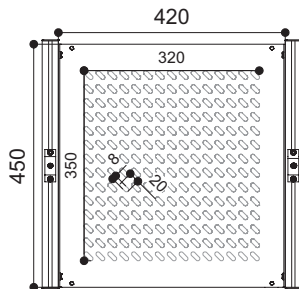
Side view closed



Side view open



Maximum size projector anchoring points




Optionals:

- Ceiling tile holder CT-570
- Kit RF remote control with external receiver
- Interface switch 12 volt
- Low voltage contact interface

TECHNICAL SPECIFICATIONS

POWER SUPPLY	220-230V - 50HZ
MAXIMUM CONSUMPTION	156 W
TORQUE	10 Nm
MOTOR SPEED	17 rpm
DIMENSIONS LIFT CLOSED	575x155x554 (WxHxD in mm)
DIMENSIONS LIFT OPENED	575x970x554 (WxHxD in mm)
MOUNTING PLATE TOTAL DIMENSIONS	420x450 (WxD in mm)
MOUNTING PLATE UPPER INTERNAL DIMENSIONS	350x450 (WxD in mm)
MAXIMUM SIZE FIXING POINTS OF PROJECTOR	320x350 (WxD in mm)
MAXIMUM PROJECTOR DIMENSIONS	560x550 (WxD in mm)
MAXIMUM CAPACITY	15 Kg
NET WEIGHT OF THE PROJECTOR LIFT	12 Kg
CABLE GATHERING SYSTEM (internal dimensions)	20x18 (WxH in mm)

Warranty: 5 years on the motor - 24 months on the other components



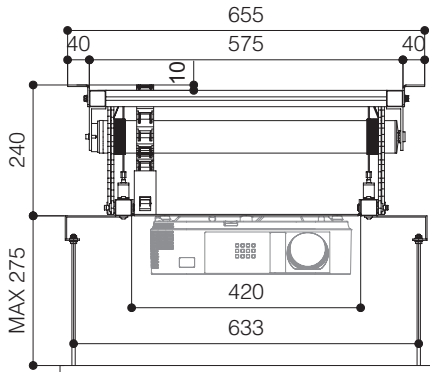
The **PROJECTOR LIFT SI-200** is a longer lift that enables the installation of the projectors in environments where particular aesthetical solutions are needed.

SI-200 is supplied with an extremely silent motor that allows a descent from a minimum of 24 cm. to a maximum extent of 196 cm. Moreover, the SI-200 is supplied with a particular system that allows an easy fixing of a panel of your false ceiling by the threaded bars whose height is adjustable. One more interesting element of this lift has a cable gathering system with a raceway where to put the cables of the projector, so they will be hidden and tidy gathered together when the projector lift is going up.

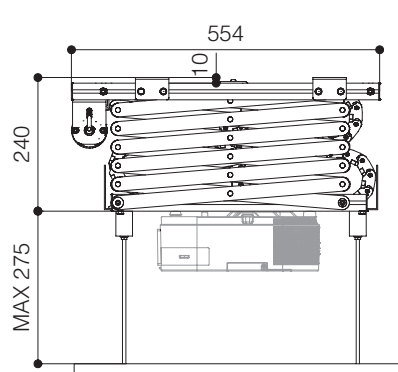
The lift is supplied with **safety screws**.

* Ceiling cover plate is **NOT** included

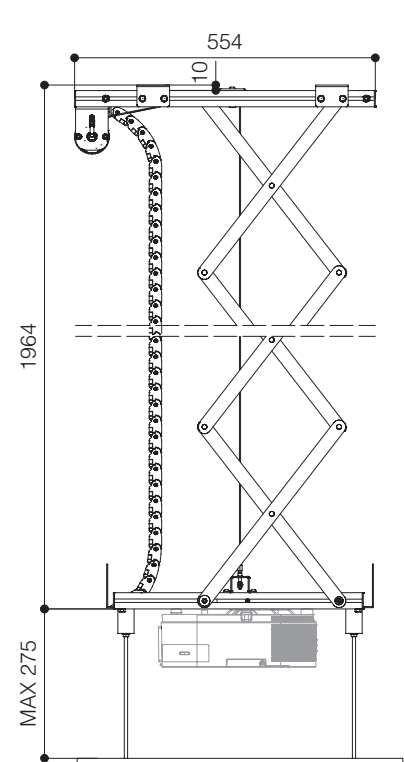
Frontal view closed



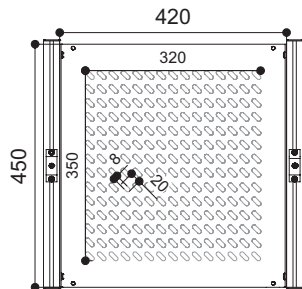
Side view closed



Side view open



Maximum size projector anchoring points




Optionals:

- Ceiling tile holder CT-570
- Kit RF remote control with external receiver
- Interface switch 12 volt
- Low voltage contact interface

TECHNICAL SPECIFICATIONS

POWER SUPPLY	220-230V - 50HZ
MAXIMUM CONSUMPTION	156 W
TORQUE	10 Nm
MOTOR SPEED	17 rpm
MINIMUM DIMENSIONS LIFT CLOSED	575x240x554 (WxHxD in mm)
DIMENSIONS LIFT OPENED	575x1964x554 (WxHxD in mm)
MOUNTING PLATE TOTAL DIMENSIONS	420x450 (WxD in mm)
MOUNTING PLATE UPPER INTERNAL DIMENSIONS	350x450 (WxD in mm)
MAXIMUM SIZE FIXING POINTS OF PROJECTOR	320x350 (WxD in mm)
MAXIMUM PROJECTOR DIMENSIONS	560x550 (WxD in mm)
MAXIMUM CAPACITY	15 Kg
NET WEIGHT OF THE PROJECTOR LIFT	15 Kg
CABLE GATHERING SYSTEM (internal dimensions)	20x18 (WxH in mm)

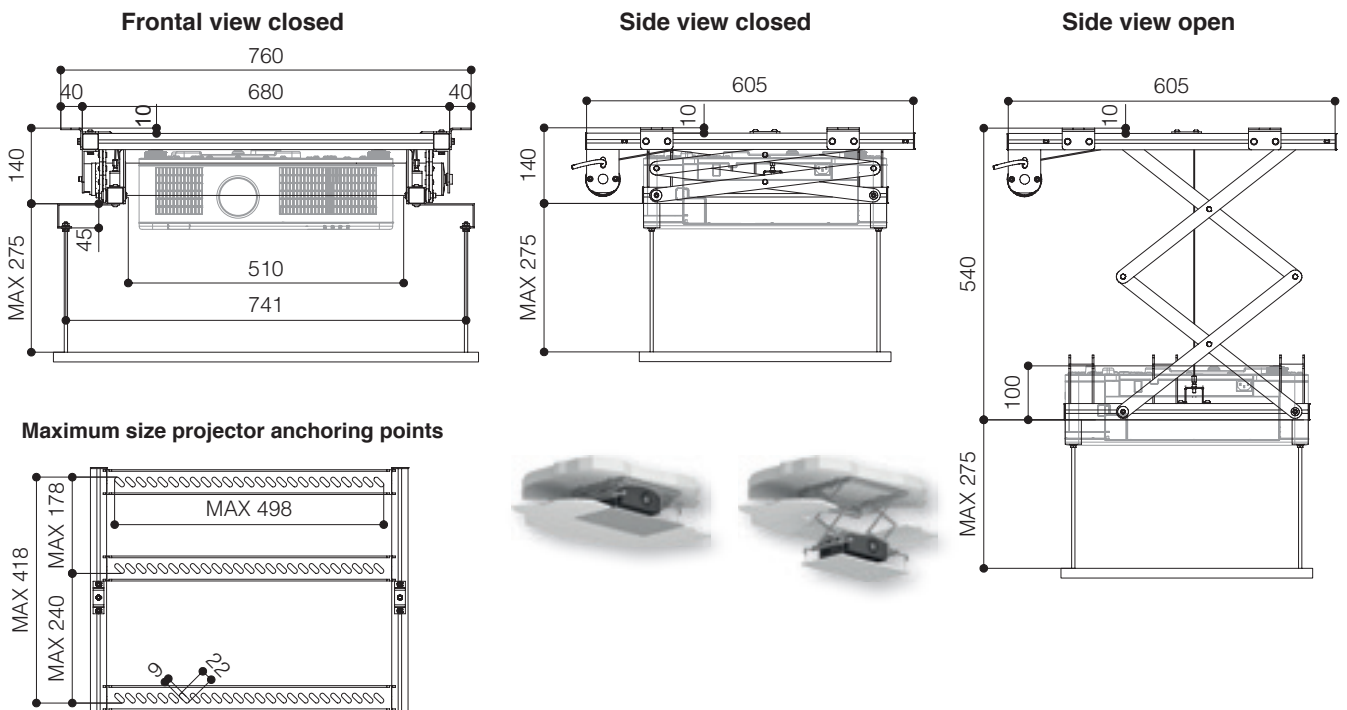
Warranty: 5 years on the motor - 24 months on the other components



The **PROJECTOR LIFT SI-H L 40 HC** is studied in order to support large and heavy Professional and Home Cinema video projectors up to 30 Kg. of weight. The lift has been developed to be installed inside **very narrow false ceilings of only 14 cm.** granting the best architectural solution in hiding projector, lift and cables.

The SI-H L 40 HC is supplied with a powerful and extremely silent motor that allows a descent from a minimum of 14 cm to a maximum extent of 54 cm. Moreover it is supplied with extendable side brackets in order to allow an easy fixing of the panel of your false ceiling by adjustable threaded bars. The lift SI-H L 40 HC is equipped with **safety screws** which prevent the lift to extent further to the preset end stop.

* Ceiling cover plate is **NOT** included



Optionals:

- Ceiling tile holder CT-660
- Kit RF remote control with external receiver
- Interface switch 12 volt
- Low voltage contact interface

*With lift in closed position minimum height required in false ceiling:


Projector height + 4 cm. + thickness of ceiling cover plate

(In any case, minimum height required in the false ceiling: 14 cm.)

TECHNICAL SPECIFICATIONS

POWER SUPPLY	220-230V - 50HZ
MAXIMUM CONSUMPTION	184 W
TORQUE	20 Nm
MOTOR SPEED	17 rpm
MINIMUM DIMENSIONS LIFT CLOSED	680x140x605 (WxHxD in mm)
DIMENSIONS LIFT OPENED	680x540x605 (WxHxD in mm)
MAXIMUM SIZE FIXING POINTS PROJECTOR	498x418 (WxD in mm)
MAXIMUM SIZE OF PROJECTOR	510x510 (WxD in mm)
MAXIMUM LOAD	30 Kg
NET WEIGHT OF THE PROJECTOR LIFT	12 Kg
CABLE MANAGEMENT SYSTEM INCLUDED	

Warranty: 5 years on the motor - 24 months on the other components



The **PROJECTOR LIFT SI-H L 50 HC** is studied in order to support large and heavy Professional and Home Cinema video projectors up to 30 Kg. of weight. The lift has been developed to be installed inside **very narrow false ceilings of only 14 cm.** granting the best architectural solution in hiding projector, lift and cables.

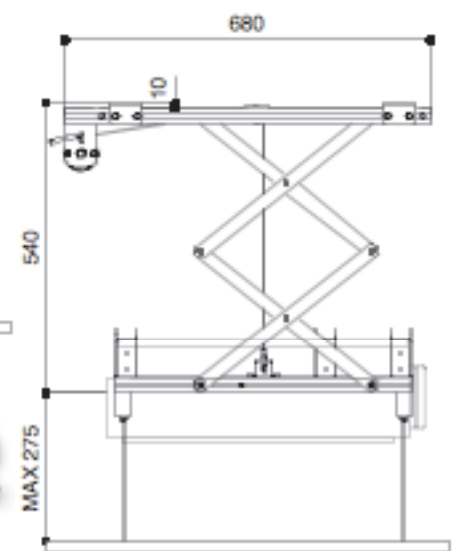
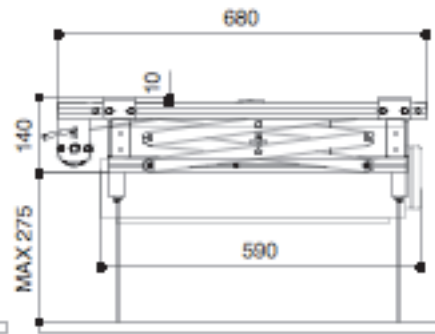
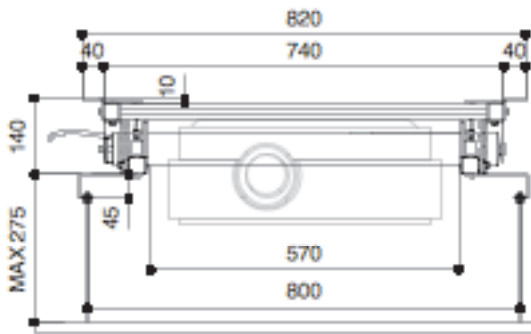
The SI-H L 50 HC is supplied with a powerful and extremely silent motor that allows a descent from a minimum of 14 cm to a maximum extent of 54 cm. Moreover it is supplied with extendable side brackets in order to allow an easy fixing of the panel of your false ceiling by adjustable threaded bars. The lift SI-H L 50 HC is equipped with **safety screws** which prevent the lift to extent further to the preset end stop, in case of failure.

* Ceiling cover plate is **NOT** included

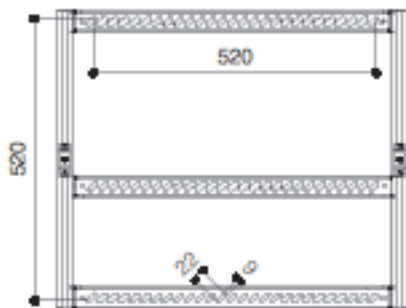
Frontal view closed

Side view closed

Side view open



Maximum size projector anchoring points



Optionals:

- Ceiling tile holder CT-720
- Kit RF remote control with external receiver
- Interface switch 12 volt
- Low voltage contact interface

*With lift in closed position **minimum height** required **in false ceiling:**

-> **Projector height + 4 cm. + thickness ceiling cover plate**

(In any case, minimum height required in the false ceiling: 14 cm.)

TECHNICAL SPECIFICATIONS

POWER SUPPLY	220-230V - 50HZ
MAXIMUM CONSUMPTION	184 W
TORQUE	20 Nm
MOTOR SPEED	17 rpm
MINIMUM DIMENSIONS LIFT CLOSED	740x140x680 (WxHxD in mm)
DIMENSIONS LIFT OPENED	740x540x680 (WxHxD in mm)
MAXIMUM SIZE FIXING POINTS PROJECTOR	520x520 (WxD in mm)
MAXIMUM SIZE OF PROJECTOR	570x590 (WxD in mm)
MAXIMUM LOAD	30 Kg
NET WEIGHT OF THE PROJECTOR LIFT	13 Kg
CABLE MANAGEMENT SYSTEM INCLUDED	

Warranty: 5 years on the motor - 24 months on the other components



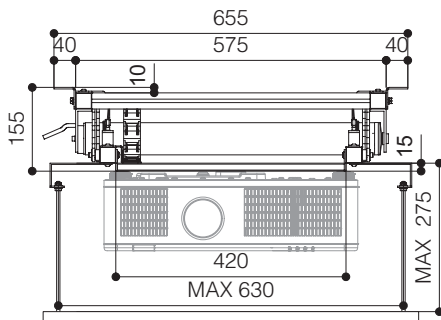
The **PROJECTOR LIFT SI-H L 100** is studied in order to support large and heavy video projectors up to 30 Kg. of weight. The SI-H L 100 is supplied with an extremely silent motor that allows a descent from a minimum of 15,5 cm. to a maximum extent of 97 cm.

Moreover it is supplied with extendable side brackets in order to allow an easy fixing of the panel of your false ceiling by adjustable threaded bars. The panel can be mounted under the projector, even if the projector is larger as the lift itself.

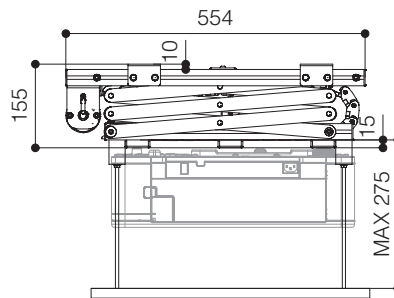
The lift SI-H L 100 is equipped with two **safety screws** that prevent the lift to extend further to the preset end stop.

** Ceiling cover plate is NOT included*

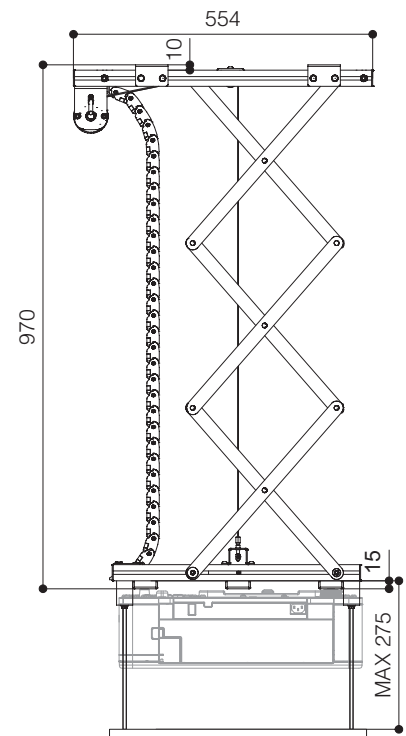
Frontal view closed



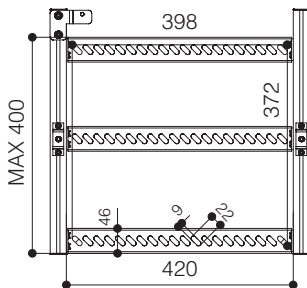
Side view closed



Side view open



Maximum size fixing points projector




Optionals:

- Ceiling tile holder CT-570
- Kit RF remote control with external receiver
- Interface switch 12 volt
- Low voltage contact interface

TECHNICAL SPECIFICATIONS

POWER SUPPLY	220-230V - 50HZ
MAXIMUM CONSUMPTION	184 W
TORQUE	20 Nm
MOTOR SPEED	17 rpm
MINIMUM DIMENSIONS LIFT CLOSED	575x155x554 (WxHxD in mm)
DIMENSIONS LIFT OPENED	575x970x554 (WxHxD in mm)
MAXIMUM SIZE FIXING POINTS PROJECTOR	398x372 (WxD in mm)
MAXIMUM OVERALL SIZE OF PROJECTOR	570x600 (WxD in mm)
MAXIMUM LOAD	30 Kg
NET WEIGHT OF THE PROJECTOR LIFT	12 Kg
CABLE GATHERING SYSTEM	20x18 (WxH in mm)

Warranty: 5 years on the motor - 24 months on the other components



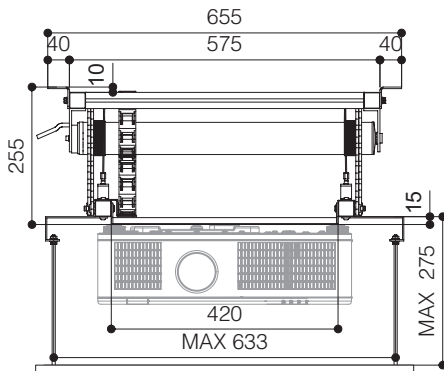
The **PROJECTOR LIFT SI-H L 200** is studied in order to support large and heavy video projectors up to 30 Kg. of weight. The SI-H L 200 is supplied with an extremely silent motor that allows a descent of a minimum of 25,5 cm. to a maximum extent of 197 cm.

Moreover it is supplied with extendable side brackets in order to allow an easy fixing of the panel of your false ceiling by adjustable threaded bars. The panel can be mounted under the projector, even if the projector is larger as the lift itself.

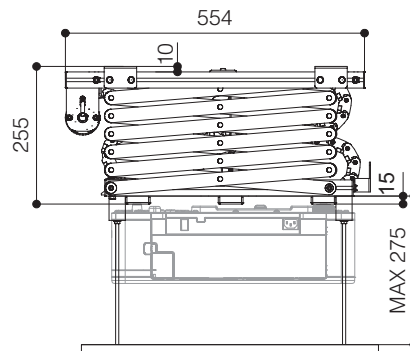
The lift SI-H L 200 is equipped with **safety screws** that prevent the lift to extend further to the preset end stop.

* Ceiling cover plate is **NOT** included

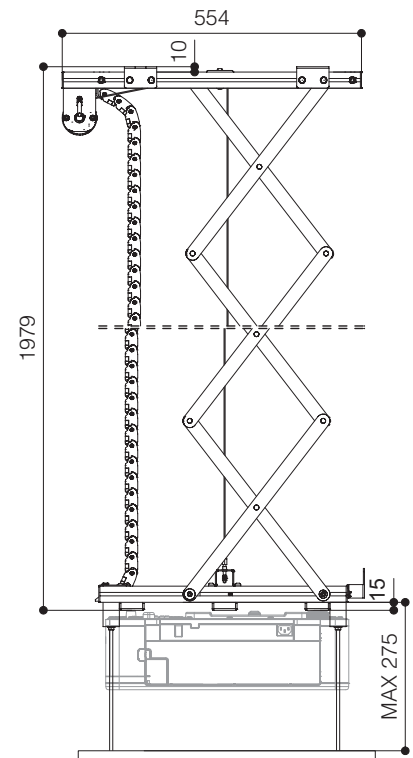
Frontal view closed



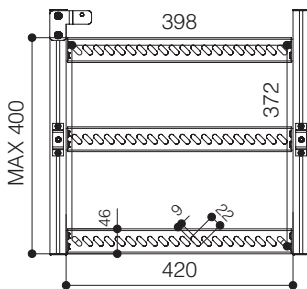
Side view closed



Side view open



Maximum size fixing points projector



Optionals:


- Ceiling tile holder CT-570
- Kit RF remote control with external receiver
- Interface switch 12 volt
- Low voltage contact interface

TECHNICAL SPECIFICATIONS

POWER SUPPLY	220-230V - 50HZ
MAXIMUM CONSUMPTION	184 W
TORQUE	20 Nm
MOTOR SPEED	17 rpm
MINIMUM DIMENSIONS LIFT CLOSED	575x255x554 (WxHxD in mm)
DIMENSIONS LIFT OPENED	575x1979x554 (WxHxD in mm)
MAXIMUM SIZE FIXING POINTS PROJECTOR	398x372 (WxD in mm)
MAXIMUM OVERALL SIZE OF PROJECTOR	570x600 (WxD in mm)
MAXIMUM LOAD	30 Kg
NET WEIGHT OF THE PROJECTOR LIFT	15 Kg
CABLE GATHERING SYSTEM	20x18 (WxH in mm)

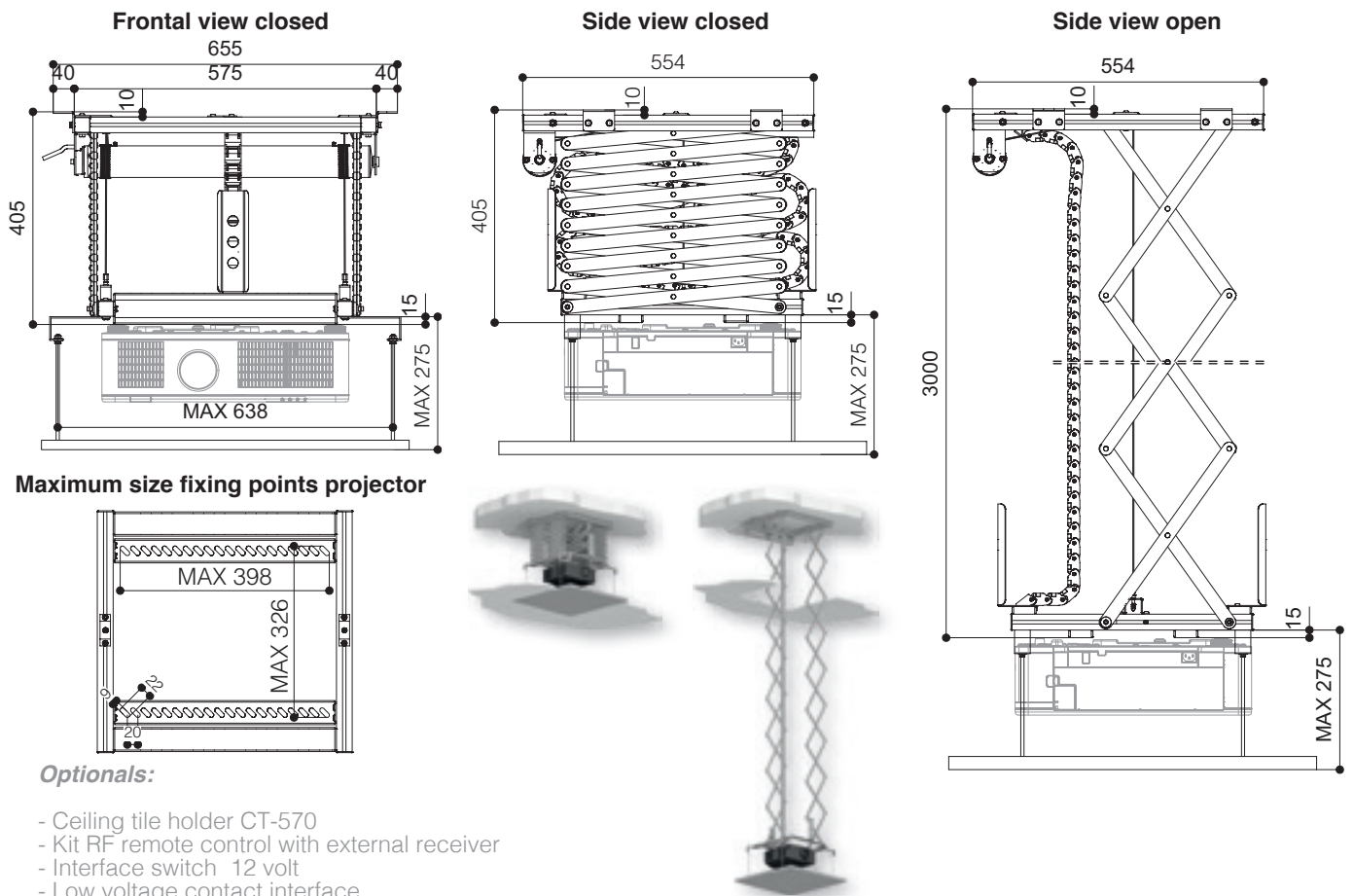
Warranty: 5 years on the motor - 24 months on the other components

The measures in the drawings are expressed in millimetres.



The **PROJECTOR LIFT SI-H L 300** is studied in order to support large and heavy video projectors up to 30 Kg. of weight and offers a long stroke with a maximum extension of 300 cm. The lift is developed to be installed inside a false ceiling in order to hide the projector, lift and cables, thus granting the best aesthetic and practical solution. The SI-H L 300 is supplied with an extremely silent motor that allows a descent from a minimum of 40,5 cm to a maximum of 300 cm. Moreover, it is supplied with extendable side brackets in order to allow an easy fixing of the panel of your false ceiling by adjustable threaded bars. The panel can be mounted under the projector, even if the projector is larger as the lift itself. The lift SI-H L 300 is equipped with **safety screws**, which prevent the lift to extent further to the preset end stop in case of failure.

* Ceiling cover plate is **NOT** included



Optionals:

- Ceiling tile holder CT-570
- Kit RF remote control with external receiver
- Interface switch 12 volt
- Low voltage contact interface

TECHNICAL SPECIFICATIONS

POWER SUPPLY	220-230V - 50HZ
MAXIMUM CONSUMPTION	184 W
TORQUE	20 Nm
MOTOR SPEED	17 rpm
MINIMUM DIMENSIONS LIFT CLOSED	575x405x554 (WxHxD in mm)
DIMENSIONS LIFT OPENED	575x3000x554 (WxHxD in mm)
MAXIMUM SIZE FIXING POINTS PROJECTOR	398x326 (WxD in mm)
MAXIMUM OVERALL SIZE OF PROJECTOR	570x600 (WxD in mm)
MAXIMUM LOAD	30 Kg
NET WEIGHT OF THE PROJECTOR LIFT	17 Kg
CABLE GATHERING SYSTEM	20x18 (WxH in mm)

Warranty: 5 years on the motor - 24 months on the other components

UPGRADE



RF Remote control



Side view closed

The improved version of the **PROJECTOR LIFT SI-H XL 300** is equipped with a heavy-duty and silent motor which assures a fast and stable up and down movement of projectors **up to 95 kg. of weight**.

The lift is provided with an RF remote control and offers the possibility to set three limit stops: an upper stop limit, an intermediate one and a bottom one.

The intermediate stop can be set at the desired height for **projection mode**, whereas the bottom one can be adjusted up to 300 cm. stroke to be used as **service mode** position.

Furthermore, the motor offers the possibility to be **controlled by three wired low voltage contact closures**.

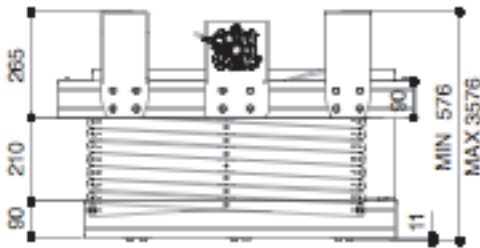
These contact closures allow to control the motor via wires in the three positions: closed, projection mode and service mode.

A **safety device** is built-in in order to prevent accidents in case of any failure of the mechanism.

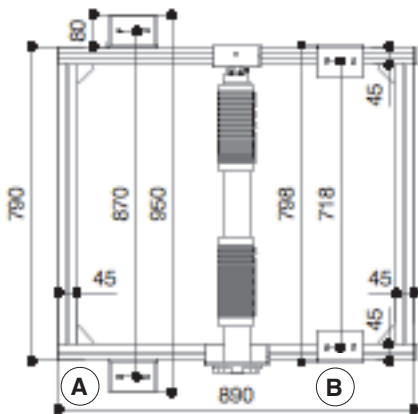
The projector anchoring frame movement is controlled by two steel cables that are certified for a maximum load of 350 kg. each.

A professional cable management system is supplied integrated in the lift.

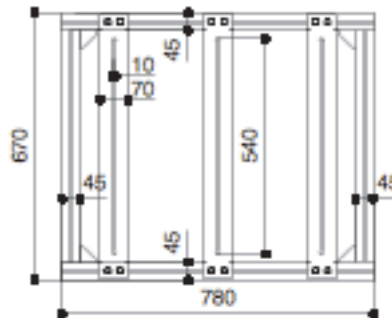
Optional: Ceiling tile holder CT-XL 946



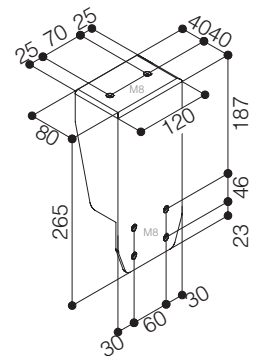
Upper view



Projector anchoring points



Mounting bracket



POSSIBILITIES TO FIX THE MOUNTING BRACKETS

- A** You can fix the brackets mounted turned OUTSIDE.
- B** You can fix the brackets mounted turned INSIDE.

TECHNICAL SPECIFICATIONS

POWER SUPPLY	220-230V - 50HZ
MAXIMUM CONSUMPTION	360 W
TORQUE	80 Nm
MOTOR SPEED	12 rpm
DIMENSIONS CLOSED	798x576x890 (WxHxD in mm)
DIMENSIONS OPENED	798x3576x890 (WxHxD in mm)
ROLL UP SPEED	17 sec/m
ROLL DOWN SPEED	22 sec/m
MAXIMUM LOAD OF THE PROJECTOR	95 Kg
NET WEIGHT	71 Kg
CABLE GATHERING SYSTEM (internal dimensions)	50x18 (WxH in mm)

Warranty: 5 years on the motor - 24 months on the other components

The measures in the drawings are expressed in millimetres.

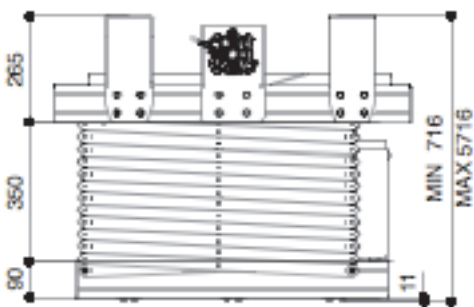
UPGRADE



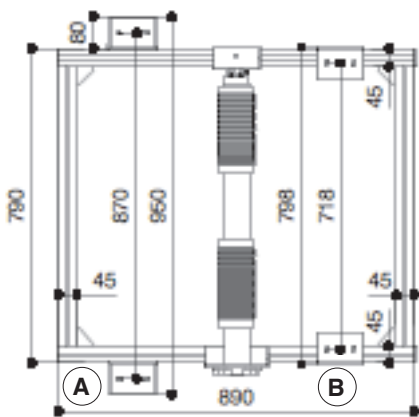
RF Remote control



Side view closed



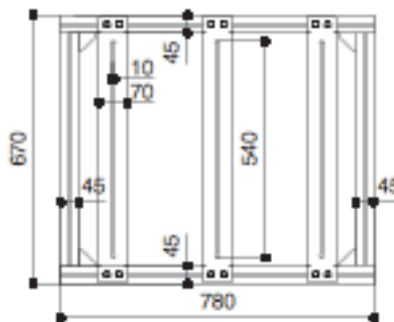
Upper view



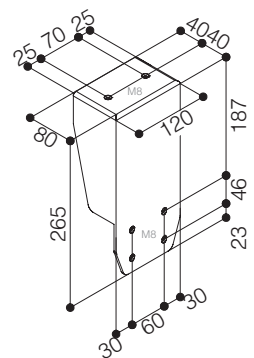
POSSIBILITIES TO FIX THE MOUNTING BRACKETS

- A** You can fix the brackets mounted turned OUTSIDE.
- B** You can fix the brackets mounted turned INSIDE.

Projector anchoring points



Mounting bracket



TECHNICAL SPECIFICATIONS

POWER SUPPLY	220-230V - 50HZ
MAXIMUM CONSUMPTION	360 W
TORQUE	80 Nm
MOTOR SPEED	12 rpm
DIMENSIONS CLOSED	798x716x890 (WxHxD in mm)
DIMENSIONS OPENED	798x5716x890 (WxHxD in mm)
ROLL UP SPEED	17 sec/m
ROLL DOWN SPEED	22 sec/m
MAXIMUM LOAD OF THE PROJECTOR	95 Kg
NET WEIGHT	78 Kg
CABLE GATHERING SYSTEM (internal dimensions)	50x18 (WxH in mm)

The improved version of the **PROJECTOR LIFT SI-H XL 500** is equipped with a heavy-duty and silent motor which assures a fast and stable up and down movement of projectors **up to 95 kg. of weight.**

The lift is provided with an RF remote control and offers the possibility to set three limit stops: an upper stop limit, an intermediate one and a bottom one.

The intermediate stop can be set at the desired height for **projection mode**, whereas the bottom one can be adjusted up to 500 cm. stroke to be used as **service mode** position.

Furthermore, the motor offers the possibility to be **controlled by three wired low voltage contact closures.**

These contact closures allow to control the motor via wires in the three positions: closed, projection mode and service mode.

A **safety device** is built-in in order to prevent accidents in case of any failure of the mechanism.

The projector anchoring frame movement is controlled by two steel cables that are certified for a maximum load of 350 kg. each.

A professional cable management system is supplied integrated in the lift.

Optional: Ceiling tile holder CT-XL 946

The measures in the drawings are expressed in millimetres.

Warranty: 5 years on the motor - 24 months on the other components

KIT RF REMOTE CONTROL WITH EXTERNAL RECEIVER (868 MHz)



Receiver dimension
52x27x136 mm (WxDxH)

The **KIT RADIO EXTERNAL** is composed by a radio frequency handheld remote control and a receiver that should be connected to the product you would like to radio-control. The receiver can be easily hidden thanks to its small dimensions (52x27x136 cm. WxDxH). This kit can be used with the whole range of electric screens and with all the projector lifts. The remote control receiver offers the possibility to manage the connected equipment also by a pulls switch (not included) or via a room control system.

MULTICHANNEL REMOTE CONTROL WITH TWO EXTERNAL RECEIVERS (868 MHz)



Receiver dimension
52x27x136 mm (WxDxH)

The **MULTICHANNEL REMOTE CONTROL** has 5 channels, every one of them can radio control one product. It is supplied with two small receivers (52x27x136 cm. WxDxH) that can be easily hidden and that can be connected to five different appliances. The remote control can control the five appliances both simultaneously and also one at a time. This kit is a useful accessory that can be supplied with the Screen Winch System and its motorized screen or with a projector lift and its electric screen or in any application where you would like to make use of one remote control to switch on/off different appliances. The remote control receiver offers the possibility to manage the connected equipment also by a pulls switch (not included) or via a room control system.

WALL MOUNTED REMOTE CONTROL PAD (868 MHz)



Dimension
80x80x14 mm (WxDxH)

This is an optional **WALL MOUNTED REMOTE CONTROL** pad that can be used in addition to the handheld remote (either external or integrated version). The article is supplied with a bezel which should be mounted on the wall and whose purpose is to insert the pad inside it. It is an RF transmitter operated by batteries so that the bezel can be installed everywhere inside the room without cabling. It can be useful as a second transmitter in case of exhaust batteries or loss of the first remote. Pad and bezel will be standard supplied in white colour.

KEY OPERATED SWITCH



Dimension
73x51x87 mm (WxDxH)

The **KEY OPERATED SWITCH** offers the possibility to control by a key the up and down movement of electric screens and projector lifts. This optional key operated switch can be installed as an alternative to the standard wall switcher. The product is very useful in schools, universities or public places.

Warranty: 24 months

LOW VOLTAGE CONTACT INTERFACE



Dimension
52x54x54 mm (WxDxH)

The low voltage contact interface can be used to control an electric screen or projector lift by low voltage contact closures and/or via permanent switcher.

- | | |
|------------------------------------|------------------------|
| - Power supply | 230V a.c. ± 10% 50Hz |
| - Maximum output current | 5Acosφ1,4 / 2Acosφ 0.4 |
| - Output voltage on contacts 5/6/7 | 230V a.c. 50Hz |
| - Interface dimensions | 46x46x37 mm. (WxDxH) |
| - Box total dimensions | 52x54x54 mm. (WxDxH) |
| - Terminals' size | 2.5 mm ² |

- Satisfies all the technical regulations applicable to the product within the scope of European Directives:

EN55014-1:2006+A1:2009+A2:2011 EMC
 EN55014-2:1997+A1:2001+A2:2008 EMC
 EN6100-3-2:2006+A2:2009 EN61000-3-3:2008 EMC
 EN60335-1:2012+A11:2014 EN60335-2-103:2005+A1:2008
 Direttiva 2014/30/EU
 Direttiva 2014/35/EU

INTERFACE SWITCH 12 VOLT



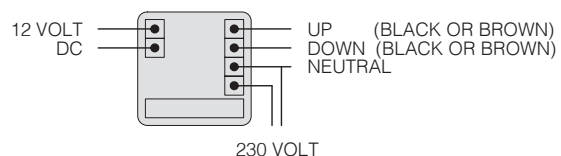
Dimension
82x82x43 mm (WxDxH)

The **12 VOLT INTERFACE SWITCH** is a switcher based on a relay that drives the opening and the rising up of a motorized screen, depending if there is or not a continuous 12 Volt DC power.

It can be used with video-projectors, amplifiers or Home Theatre decoders that have an output of 12 Volt DC.

If you install a 12 volt interface you cannot use neither a remote control nor a switcher in order to switch on/off the screen.

Wiring diagram



MULTIPLE CONTROL INTERFACE SET



Dimension
49x22x52 mm (WxDxH)

The **MULTIPLE CONTROL INTERFACE SET** is a relay control which can be useful in a variety of applications.

It can be used for single group control of electrical screen and projector lifts. These groups can be arranged as individual groups or sub-groups which are centrally controlled.

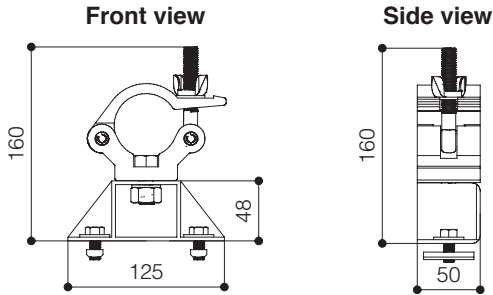
A maximum of two screens or lifts can be connected to each multiple control interface.

In order to connect three or more devices, more interfaces have to be mounted in cascade.

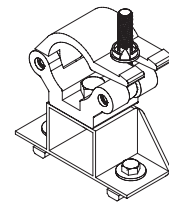

By this interface, user will be able to control all the appliances by one master switch or each single appliance by its push button.

Warranty: 24 months


The **TRUSS MOUNTING BRACKET** is suitable to fix **Major Pro-C** electric screens or **FlatMax** frame screens onto a truss system. The mounting bracket can be used on all truss systems with tubes diameter 48 till 51 mm.



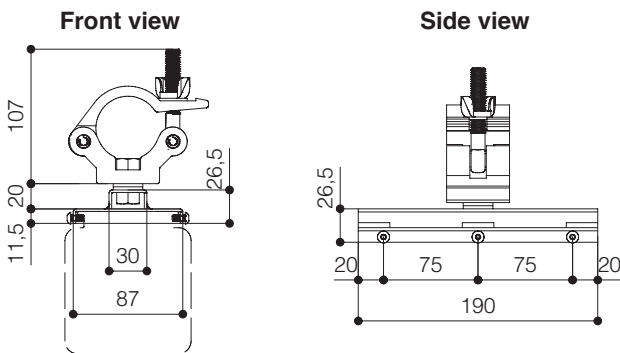
Major Pro-C



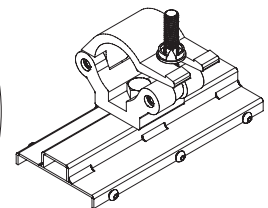

FlatMax



The **TRUSS MOUNTING BRACKET** is suitable to fix **Compact** and **Major** electric screens onto a truss system. The mounting bracket can be used on all truss systems with tubes diameter 48 till 51 mm.



Compact / Major



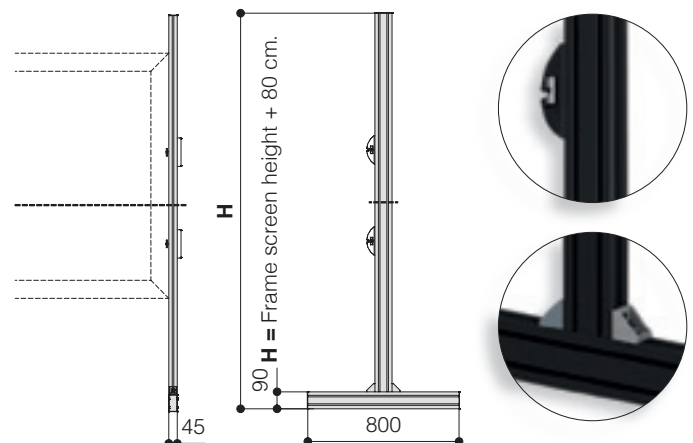
The **FLOORSTANDS FOR FLATMAX** are entirely made from aluminium and are suitable to position FlatMax screens on to the floor.

FLOORSTANDS DETAILS		
Width of the screen (cm)	Quantity of floorstands needed	Floorstands available for the following screen formats
500	2	4:3 - 16:9 - 16:10
600	3	4:3 - 16:9 - 16:10
700	3	16:9 - 16:10
800	3	16:9 - 16:10

*Maximum total height of floorstand available: 600 cm.

Front view

Side view



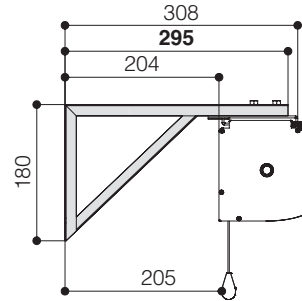
The measures in the drawings are expressed in millimetres.

Warranty: 24 months

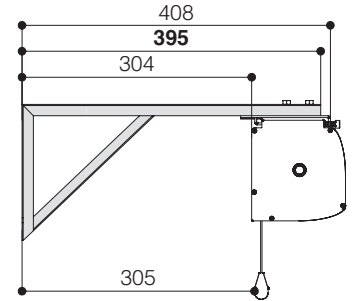
The **WALL EXTENSION BRACKETS** are available for both Compact and Major electrical screens. They are entirely made from steel and painted with white epoxy powders (RAL 9010).




Short Wall extension bracket
L= 295



Wall extension bracket
L=395

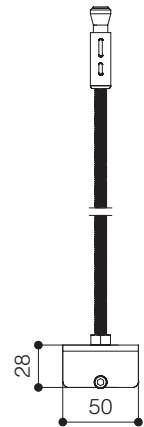
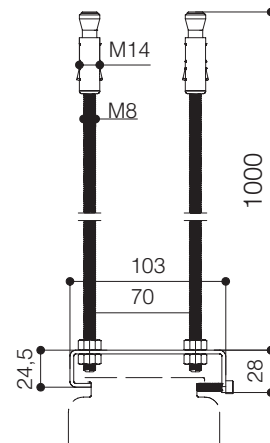


FALSE CEILING MOUNTING SET is a set of brackets which is suitable to lower a Compact or Major screen housing up to 100 cm. from the ceiling. It is an ideal accessory to suspend a screen from a high ceiling. The threaded rods can be cut at the desired length.



Side view

Front view



The **SLOPING CEILING** brackets for the Screen Winch System have been developed in order to mount the screen winch housing onto a wall or a sloping ceiling. The brackets can be tilted at any desired angle to adapt them to the sloping ceiling.

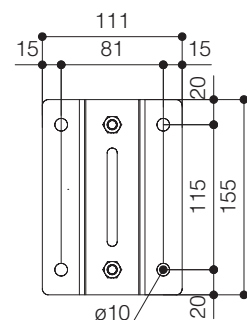
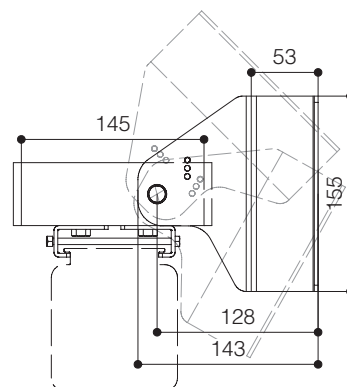
If the brackets are tilted at 90°, they can be used for wall mounting.

These brackets can also be used in combination with Compact and Major screens to mount them onto a sloping ceiling.



Side view

Front view

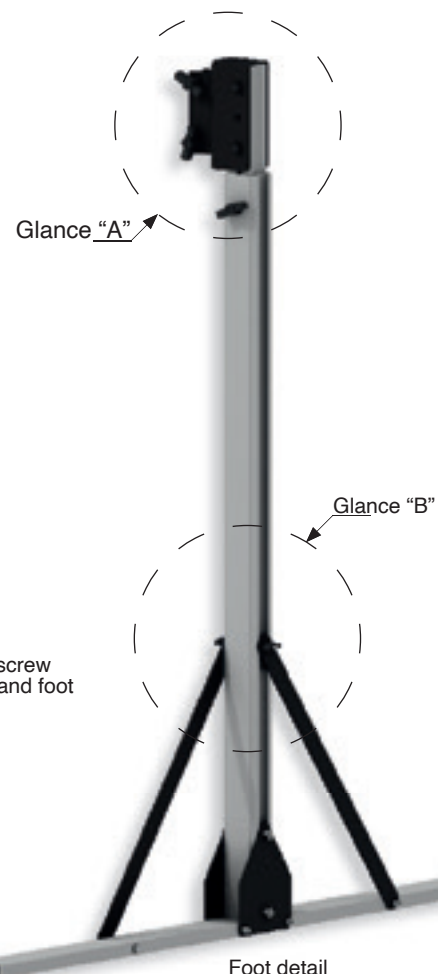


Warranty: 24 months

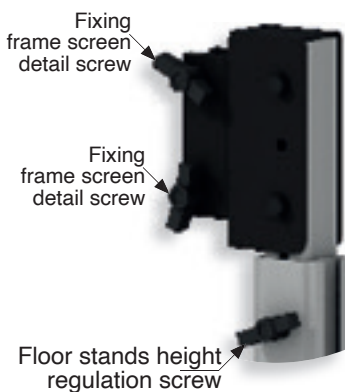


The **FLOORSTANDS** suitable for **Flat Elastic, Flat Press and Canaletto Elastic** screens are made of lightweight aluminum alloy. They are very reliable and strong to ensure a very stable positioning of the screen on the floor. These floorstands are extendable from a minimum of 120 cm. to a maximum of 214 cm. and can be adjusted at different heights. After use, they can be easily closed resulting in very compact dimensions (130x13x10 cm. - HxWxD).

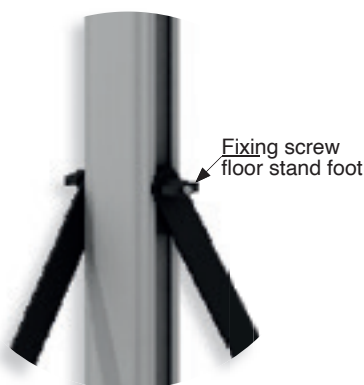
FLOOR STANDS DETAIL



GLANCE "A"
Fixing brackets detail - Rear View



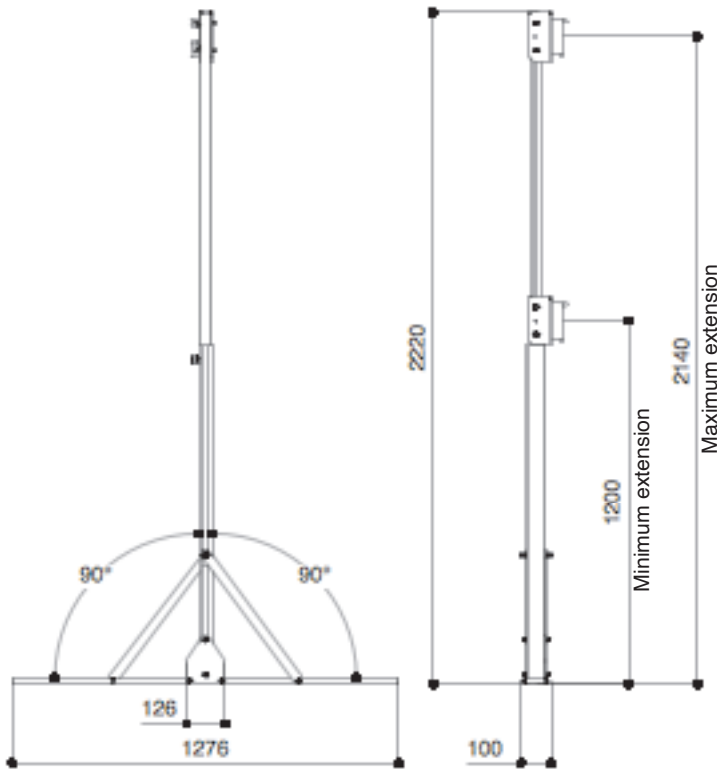
GLANCE "B"
Fixing screws floor stand foot



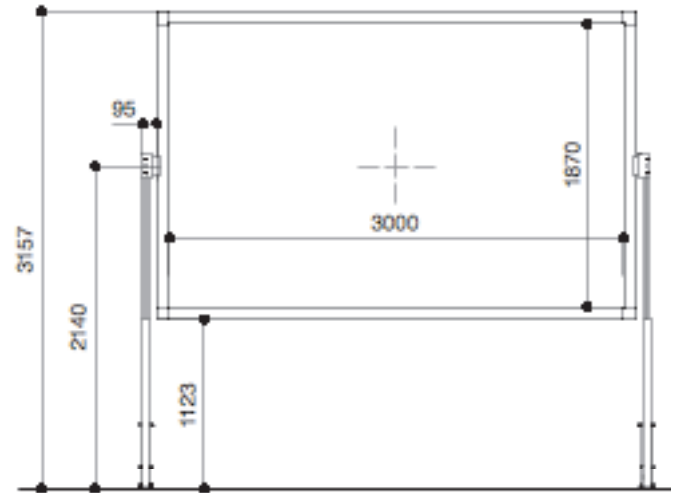
Foot detail

Warranty: 24 months

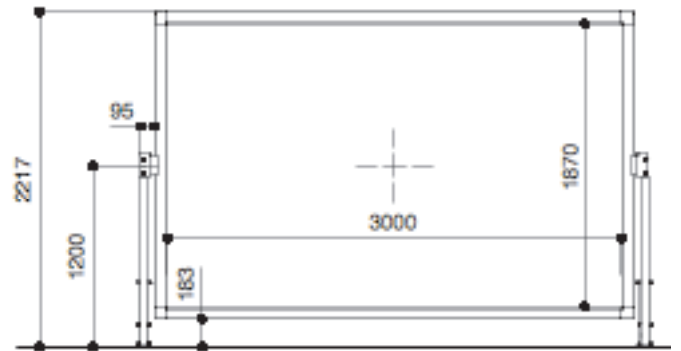
OVERALL DIMENSION OPEN FLOOR STAND



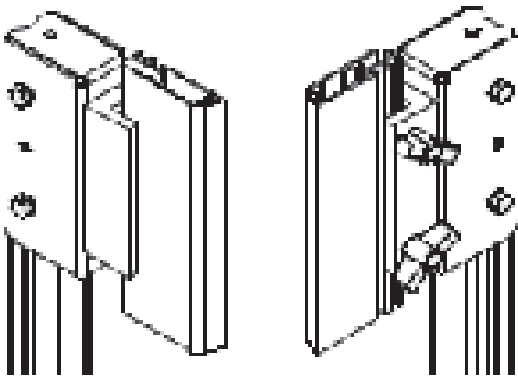
EXAMPLE - FLAT ELASTIC 300x187cm (floor stands in maximum extension)



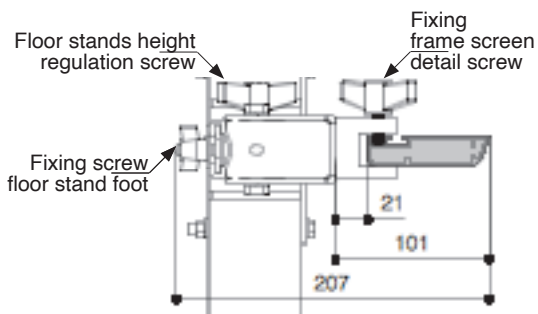
EXAMPLE - FLAT ELASTIC 300x187cm (floor stands in minimum extension)



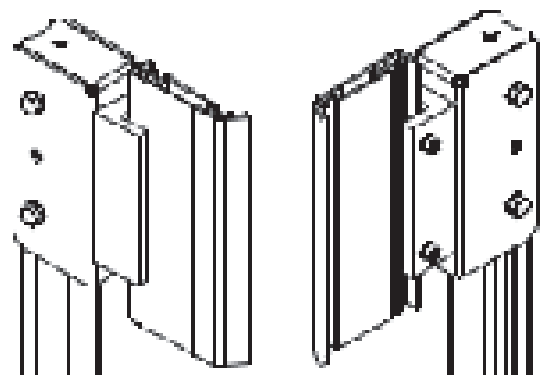
FIXING BRACKET DETAIL FOR FLAT ELASTIC AND FLAT PRESS



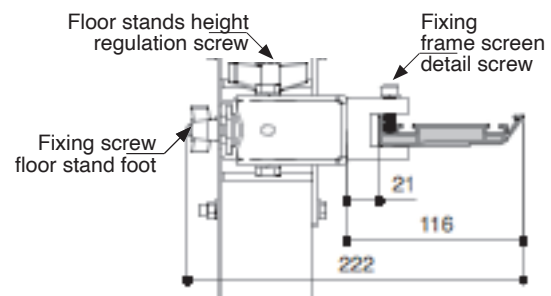
UPPER VIEW



FIXING BRACKET DETAIL FOR CANALETTO ELASTIC



UPPER VIEW

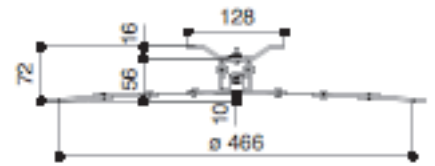
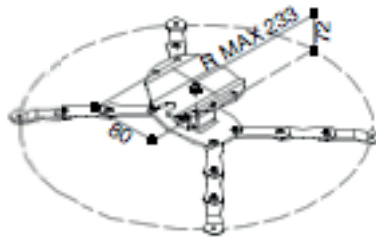


The measures in the drawings are expressed in millimetres.

PROJECTOR ARM B-7

PROJECTOR ARM B-7 is entirely made of strong metal and the distance between ceiling and projector will be 72 mm.

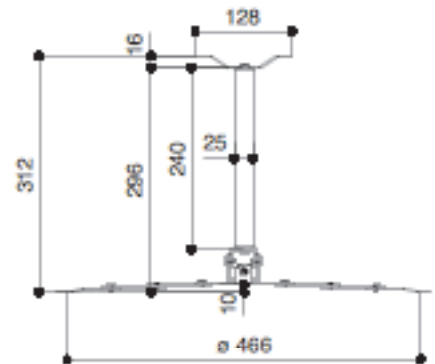
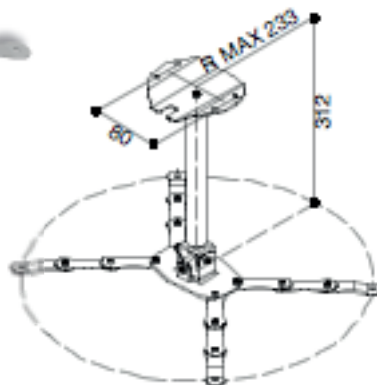
- Bracket made with strong metal and painted with grey epoxy powders (RAL 9006)
- Maximum projector weight: kg. 15
- Net weight: kg. 1,2
- Universal spider system completely hidden within the projector chassis
- Kit includes several sizes of screws for fixing the projector to the bracket
- Up and down tilt: +/- 30° degrees



PROJECTOR ARM B-24

PROJECTOR ARM B-24 is made of strong metal and is supplied with a tube that enables to space out the projector 312 mm. from the ceiling.

- Bracket made with strong metal and painted with grey epoxy powders (RAL 9006)
- Maximum projector weight: kg. 15
- Net weight: Kg. 1,4
- Supplied tube that distances the projector from the ceiling of 31 cm.
- Universal spider system completely hidden within the projector chassis
- Kit includes several sizes of screws for fixing the projector to the bracket
- Up and down tilt: +/- 30° degrees



The measures in the drawings are expressed in millimetres.

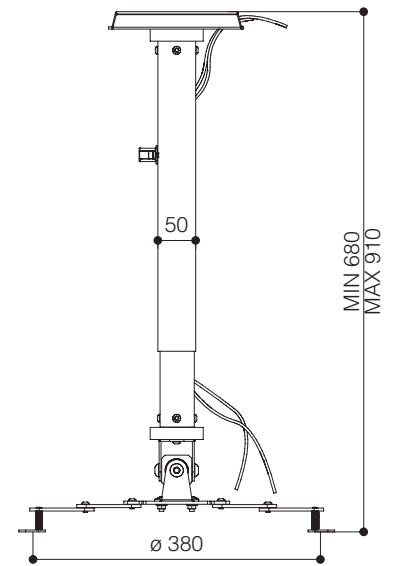
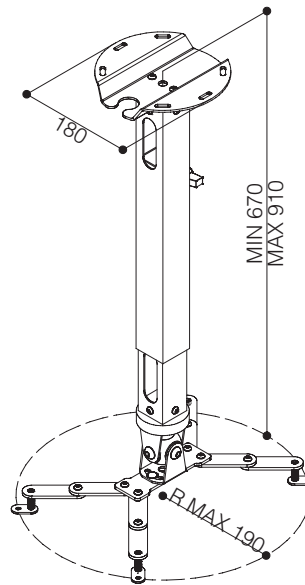
Warranty: 24 months

In order to satisfy every customer's requirement, we are able to supply other two kinds of universal projector brackets that are suitable to be installed also on very high ceilings: **T-MEDIUM** and **T-LONG BRACKETS**.

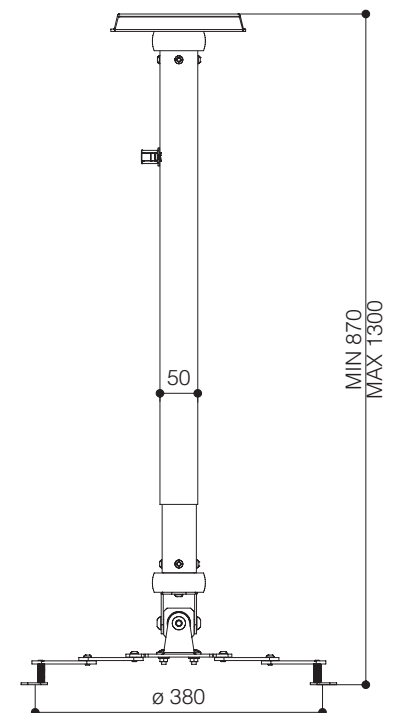
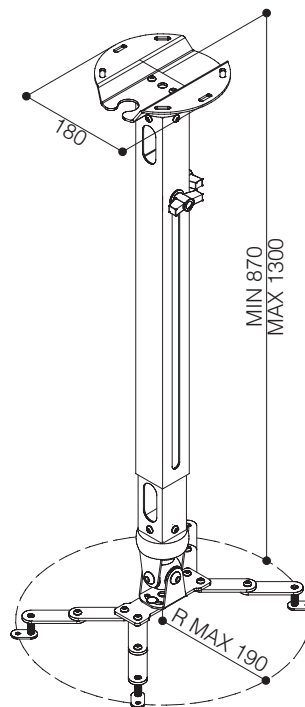
Thanks to their smart design and simplicity, they are adaptable either to residential environment or to professional installations such as meeting rooms and conference halls.

- Aluminium bracket painted with grey epoxy powders (RAL 9006)
- Spider system will be completely hidden within the projector chassis
- Spider system adjustable for virtually every model of projector
- Inner column has a mechanical safety stop to prevent it from disengaging from outer column
- Maximum projector weight: kg. 30
- Net weight: Kg. 3
- Possibility to tilt the projector upwards or downwards.

T-MEDIUM



T-LONG




The measures in the drawings are expressed in millimetres.

Warranty: 24 months

The **CEILING TILE HOLDERS** are useful accessories suitable both for projector lifts SI and SI-H L series. This accessory helps installers to reach a perfect aesthetic result when the projector lift is hidden inside the false ceiling.

The packaging includes the aluminium frame and the brackets for fixing the threaded rods, which are included with the projector lift.

- Width of the aluminium frame seen from the bottom side: 30 mm.
- Packaging includes: aluminium frame divided in 4 pieces, 2 brackets for fixing the threaded rods, bolts and nuts
- Packaging does NOT include: tile for the false ceiling and threaded rods
- **Aluminium frame is supplied RAW**, without any painting. The installer can spray it with a colour at his choice.



CEILING TILE HOLDER CT-570

It is compatible with the following lifts models:

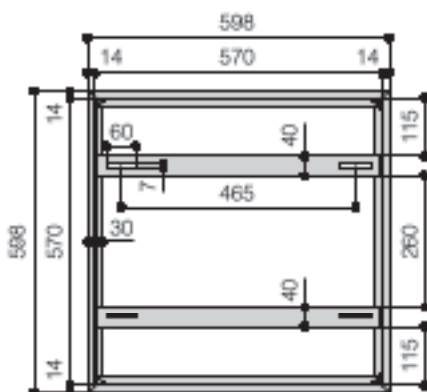
- SI-30
- SI-100
- SI-200

- SI-H L 100
- SI-H L 200
- SI-H L 300

Front view



Top view



CEILING TILE HOLDER CT-660

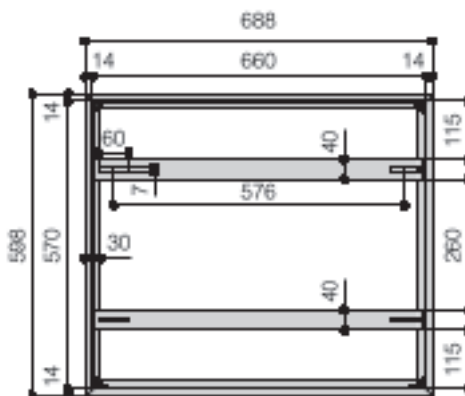
It is compatible with the following lift model:

- SI-H L 40 HC

Front view



Top view

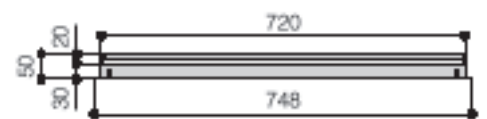


CEILING TILE HOLDER CT-720

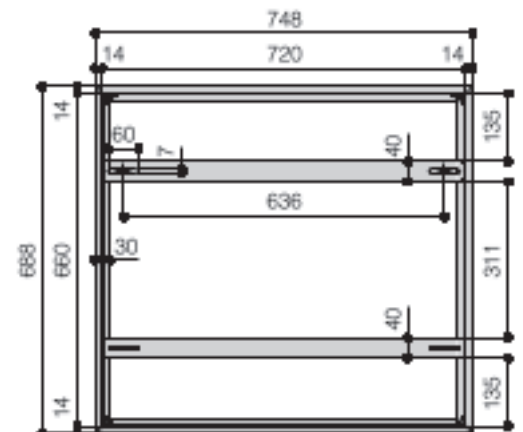
It is compatible with the following lift model:

- SI-H L 50 HC

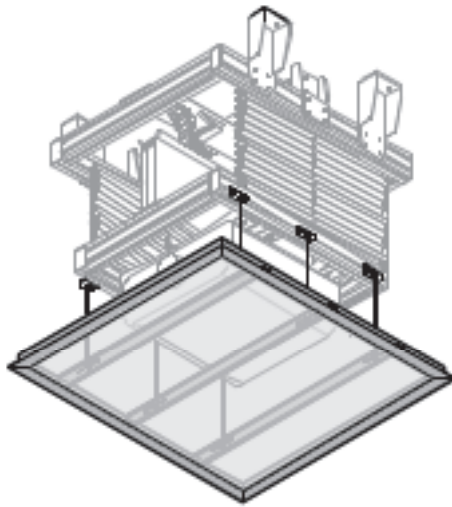
Front view



Top view



Warranty: 24 months



The **CEILING TILE HOLDER XL** is a useful accessory suitable both for projector lifts SI-H XL 300 and SI-H XL 500.

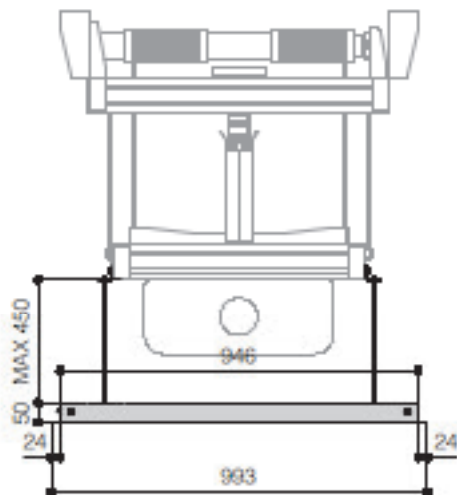
This accessory helps installers to reach a perfect aesthetic result when the projector lift is hidden inside the false ceiling.

The packaging includes the aluminium frame, the brackets for fixing the threaded rods and the threaded rods.

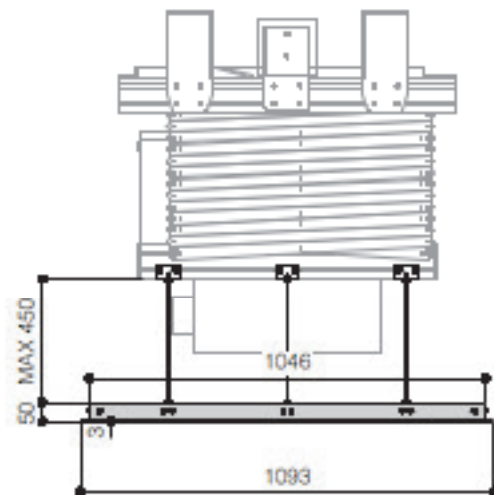
After the tile holder is mounted, the installer has to fit in a tile of 1030x930 mm. (NOT supplied).

- Width of the aluminium frame seen from the bottom side: 50 mm.
- Packaging includes: aluminium frame divide in 4 pieces, 3 brackets for fixing the threaded rods, 6 threaded rods, 6 brackets for fixing the threaded on the lift frame, bolts and nuts.
- Packaging does NOT include: tile for the false ceiling.
- **Aluminium frame is supplied in white colour (RAL 9010).**

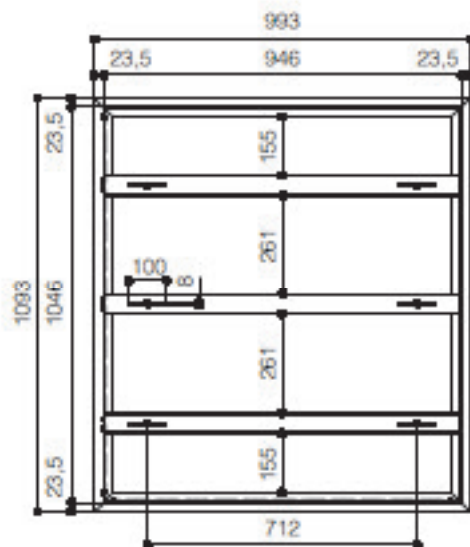
Front view



Side view




Top view



The measures in the drawings are expressed in millimetres.

Warranty: 24 months



Glance at the border with eyelets

Macada Innovision. is able to manufacture large projection **CLOTHS** with borders including **EYELETS** all around.

These large projection cloths can be produced in any dimension with unlimited width but with a maximum viewing height of 12 mt.

Each border is 5 cm. wide, with in the centre of it, a metal eyelet every 20 cm. all around. Each metal eyelet ring has an internal diameter of 9 mm.

TECHNICAL SPECIFICATIONS

- Big cloths are available up to 20x12 mt. (WxH)
- Perimeter borders can be chosen between black and white colours
- Borders are 5 cm. wide as standard
- Internal diameter of the eyelets: 9 mm.
- Perimeter eyelets will be every 20 cm. from each other
- Flame - retardant projection surfaces - classification M1, M2 and B1

PROJECTION CLOTHS					
Projection cloths	Gain	Viewing angle	Roller height (cm)	Weight (gr/sqm)	Thickness (mm)
White	1.2	150°	240	601	0,40
Matte White	1.2	150°	210	601	0,40
HD Performer	1.3	150°	300	300	0,28
Lumi Grey	0.8	150°	240	601	0,40
Microperforated	1.1	150°	210	601	0,40
Lumi Grey Microperforated	0.8	150°	240	601	0,40
Cinesound*	0.7	120°	250	453	0,59
Microholes	1.0	150°	240	587	0,31
Foldaway*	1.5	120°	235	300	0,25
Bright Contrast 3D 0.8*	0.8	120°	240	533	0,40
Fibre Matte*	1.25	150°	300	530	0,36
Ultra HD*	1.2	150°	210	601	0,42
Front Rear	0.9	120°	240	425	0,315
Rear Plus	1.1	120°	240	440	0,30
Rear Lux R114	2.5	70°	300	367	0,25

*Limited in height

Warranty: 24 months

01

GAIN **1.2**
VIEWING ANGLE **150°**
ROLLER HEIGHT (cm) **240**
THICKNESS (mm) **0,40**
WEIGHT (gr/mq) **601**
FIRE PROOF CERTIFICATION **B1-M2**



02

GAIN **1.2**
VIEWING ANGLE **150°**
ROLLER HEIGHT (cm) **210**
THICKNESS (mm) **0,40**
WEIGHT (gr/mq) **601**
FIRE PROOF CERTIFICATION **B1-M1**



03

GAIN **1.2**
VIEWING ANGLE **150°**
ROLLER HEIGHT (cm) **210**
THICKNESS (mm) **0,40**
WEIGHT (gr/mq) **601**
FIRE PROOF CERTIFICATION **M1-NFPA**



04

GAIN **0.8**
VIEWING ANGLE **150°**
ROLLER HEIGHT (cm) **240**
THICKNESS (mm) **0,40**
WEIGHT (gr/mq) **601**
FIRE PROOF CERTIFICATION **B1-M2**



05

GAIN **1.3**
VIEWING ANGLE **150°**
ROLLER HEIGHT (cm) **300**
THICKNESS (mm) **0,28**
WEIGHT (gr/mq) **250**
FIRE PROOF CERTIFICATION **B2-NFPA**



06

GAIN **1.5**
VIEWING ANGLE **120°**
ROLLER HEIGHT (cm) **235**
THICKNESS (mm) **0,25**
WEIGHT (gr/mq) **300**
FIRE PROOF CERTIFICATION **M2**




07

GAIN **0.7**
VIEWING ANGLE **120°**
ROLLER HEIGHT (cm) **250**
THICKNESS (mm) **0,59**
WEIGHT (gr/mq) **453**
FIRE PROOF CERTIFICATION **B1**




08

GAIN	1.1
VIEWING ANGLE	150°
ROLLER HEIGHT (cm)	210
THICKNESS (mm)	0,40
WEIGHT (gr/mq)	601
FIRE PROOF CERTIFICATION	M1



09

GAIN	0.8
VIEWING ANGLE	150°
ROLLER HEIGHT (cm)	240
THICKNESS (mm)	0,40
WEIGHT (gr/mq)	601
FIRE PROOF CERTIFICATION	M2



10

GAIN	1.0
VIEWING ANGLE	150°
ROLLER HEIGHT (cm)	240
THICKNESS (mm)	0,40
WEIGHT (gr/mq)	524
FIRE PROOF CERTIFICATION	M2



11

GAIN	0.8
VIEWING ANGLE	120°
ROLLER HEIGHT (cm)	240
THICKNESS (mm)	0,40
WEIGHT (gr/mq)	533
FIRE PROOF CERTIFICATION	B1-M2



12

GAIN	0.8
VIEWING ANGLE	150°
ROLLER HEIGHT (cm)	160
THICKNESS (mm)	0,25
WEIGHT (gr/mq)	490



13

GAIN	1.25
VIEWING ANGLE	150°
ROLLER HEIGHT (cm)	300
THICKNESS (mm)	0,36
WEIGHT (gr/mq)	530
FIRE PROOF CERTIFICATION	B1




14

GAIN	0.9
VIEWING ANGLE	120°
ROLLER HEIGHT (cm)	230
THICKNESS (mm)	0,315
WEIGHT (gr/mq)	425
FIRE PROOF CERTIFICATION	M1



15

GAIN **1.1**
VIEWING ANGLE **120°**
ROLLER HEIGHT (cm) **230**
THICKNESS (mm) **0,30**
WEIGHT (gr/mq) **440**
FIRE PROOF CERTIFICATION **M1**



16

GAIN **2.5**
VIEWING ANGLE **70°**
ROLLER HEIGHT (cm) **300**
THICKNESS (mm) **0,25**
WEIGHT (gr/mq) **367**
FIRE PROOF CERTIFICATION **B1-NFPA 701**




17

GAIN **0.8**
VIEWING ANGLE **150°**
ROLLER HEIGHT (cm) **300**
THICKNESS (mm) **0,28**
WEIGHT (gr/mq) **250**
FIRE PROOF CERTIFICATION **B1-NFPA**



18

GAIN **1.1**
VIEWING ANGLE **150°**
ROLLER HEIGHT (cm) **300**
THICKNESS (mm) **0,28**
WEIGHT (gr/mq) **250**
FIRE PROOF CERTIFICATION **B2-NFPA**



19

ROLLER HEIGHT (cm) **170**
THICKNESS (mm) **0,36**
WEIGHT (gr/mq) **480**
FIRE PROOF CERTIFICATION **Class B s1d0**
NFPA

